


The power of motion



Castors
Rollen
Roulettes
Ruedas
Ruote
Zestawy kołowe

Index

<i>Company</i>	<i>Page</i>
Editorial	3
History	4
Company	6
Consultation	8
Production	9
Quality	10

<i>Products</i>	<i>Page</i>
Furniture castors	12
Apparatus castors	20
Medical equipment castors	70
Transport appliance castors	85
Stainless steel castors	112
Heavy duty castors	116
Wheels/Accessories	127

<i>The castor</i>	<i>Page</i>
Types of castors	138
Wheels	139
Wheel bearings	140
Housings	141
Fixings	142
Attachments	143

<i>Requirements</i>	<i>Page</i>
Ground conditions	144
Load rating	145
Chemical resistance	146
Environmental conditions	148
Manoeuvrability	149

<i>More Information</i>	<i>Page</i>
Product liability/general sales conditions	150
Index of key words	152
Reference system	154

Castor manufacture of the highest quality.

For over a century, the name RHOMBUS has stood for quality and customer satisfaction. The best and most successful companies of our day use castors from RHOMBUS.

Our first aim has always been and will always be the production of castors of the highest quality.

Our guiding principle for the future is our ability to listen, to think constructively, to recognise possibilities and to work on their realisation. Luckily, we have many aims and ideas, some of which can be realised in future and, we are convinced, will stand the keen scrutiny of our customers.

In everything we do, our crucial guiding principle must always be the desire to do everything possible for the good of our customers.

Development at RHOMBUS has a large and very varied pool of ideas at its disposal. The best ideas are the result of our interest in exchange, in discussion and, especially, in dialogue with our customers around the globe - which supply us with the material for our success and continually confirms us in our work.

These ideas and suggestions put us in the happy position of being able to develop products which bring success for our customers and ourselves.

Our attention, however, is not only directed at the continuous improvement of our castors, but also, in particular, at ensuring that their appearance fulfils the demanding expectations and aesthetic tastes of our customers.

In order to meet all these requirements, RHOMBUS exclusively uses high quality materials. Together with the many years of experience of our workforce. Mere possibilities become tomorrow's highlights.

Welcome to RHOMBUS!
The power of motion.




DESIGNPREIS
2007
NOMINIERT



reddot design award
winner 2006



Modern classics for a dynamic market.



Over 100 years' experience

Quality and service have a long tradition at RHOMBUS Rollen. The firm is the oldest industrial manufacturer of wheels and castors in Europe. Founded in 1899 in Burg an der Wupper, Albert Schulte Söhne GmbH & Co. first started with the production of castors and wheels for pianos. Under the brand name "RHOMBUS", the firm was already supplying a wide range of castors for various areas of application in the mid-thirties of the last century. In the fifties, the manufacturer emerged from the "Bergisches Land" to become one of the leaders in the sector. In 1994, the firm took the name of its brand and has since operated as RHOMBUS Rollen.

Success through strong partnership

In addition to its home base in Hückeswagen, RHOMBUS Rollen also has a main production unit in Malaysia. It also has a subsidiary in France and a close-knit sales network in many other countries.



Since April 2009, RHOMBUS has joined the Colson Group, the premier manufacturer of castors and wheels in the world. The Colson Group is made up of 21 distinct castor companies located in 16 countries around the world.

With this strong partnership, RHOMBUS Rollen has set the points for the future. According to the principle "Leadership through Partnership", the firm works for a continuous further development of quality, service and customer care and fair cooperation with customers, suppliers and workers.

Professional contacts - world-wide.

Customer care and service competence are values to which we have been committed for over a hundred years. In a new age of communication and information, however, it will become increasingly important to be even closer to our customers - to respond quickly and without complication to their individual wishes.



Subsidiaries in Europe



Germany

RHOMBUS Rollen Holding-GmbH
Industriestraße 8
42499 Hückeswagen
Tel. +49 (0)2192 9368 0
Fax +49 (0)2192 9368 477
info@rhombus-rollen.com
www.rhombus-rollen.com



France

RHOMBUS S.A.S.
424 Av. de la Couronne
78681 Epône Cédex
Tel. +33 (0)1 30 95 55 45
Fax +33 (0)1 30 95 21 60
info@rhombus.fr
www.rhombus.fr



Great Britain

Colson UK Limited
Bagnall Street, Hill Top
West Bromwich B70 0TS
Tel. +44 (0) 121 556 7221
Fax +44 (0) 121 502 2658
info@colson-castors.co.uk
www.colson-castors.co.uk



Poland

Colson Europe B.V. Sp. z. o. o.
ul. Fabianowska 101
62-052 Komorniki
Tel. +48 (0) 61 8667 012
Fax +48 (0) 61 8667 347
office@colson.pl
www.colson.pl



Netherlands

Colson Europe B.V.
Generatorstraat 11
3903 LH Veenendaal
Tel. +31 (0) 318 53 66 11
Fax +31 (0) 318 52 68 76
info@colson-europe.com
www.colson-europe.com



Belgium

Colson Europe B.V.
Ringlaan 163
2170 Antwerpen
Tel. +32 (0)3 644 04 24
Fax +32 (0)3 645 72 44
info@colson-europe.com
www.colson-europe.com



Italy

Colson Italia srl
Via Ancona 15bis
60035 Jesi (AN)
Tel. +39 (0) 338 3641389
Fax +39 (0) 0731 226631
m.ciranna@colson.it
www.colson.it



Sales international – Distributors

Asia

Colson Caster Guangzhou Limited
No. 3 Yongshun Road,
Luogang District
Guangzhou, China
511356
Tel. +86 (0)20-82972170
www.colsonchina.com

Australia

EHl Australia PTY LTD
29 Excellence Drive
Wangara WA 6065
Tel. 08 9406 6333
Fax 08 9406 6331
www.ehi.com.au/
indsales@ehi.com.au

Brazil

Colson do Brasil Ltda.
Rua das Palmeiras, 350
Capela Velha
CEP 83705-500
Araucária - PR
Tel. +55 41 3888 7555
Fax +55 41 3888 7553
info@colson.com.br
www.colson.com.br

Estonia

Colson Europe B.V. Sp. z. o. o.
ul. Fabianowska 101
62-052 Komorniki
Polen
Tel. +48 (0) 61 8667 012
Fax +48 (0) 61 8667 347
office@colson.pl
www.colson.pl

Iceland

Léttitækni ehf.
Efstubraut 2
540 Blönduós
Tel. +354 452 4442
Fax +354 452 4330
lettitaekni@lettitaekni.is
www.lettitaekni.is

Canada

Colson Group Canada, Inc.
1600 Bishop Street
Cambridge, Ontario, N1R7N6
Tel. +1 519 623 9420
Fax +1 519 653 8772
www.colson.ca

Colombia

Industrias Metálicas
Sudamericanas S.A
CRA 48 N. 98 A SUR 500
BODEGA EL AGUACERAL
Antioquia, CO
Tel. +57 (4) 448 46 72
servicioalcliente@imsa-
colson.com
www.imsa.co

Latvia

Colson Europe B.V. Sp. z. o. o.
ul. Fabianowska 101
62-052 Komorniki
Polen
Tel. +48 (0) 61 8667 012
Fax +48 (0) 61 8667 347
office@colson.pl
www.colson.pl

Luxembourg

Colson Europe B.V.
Ringlaan 163
2170 Antwerpen
Belgien
Tel. +32 (0)3 644 04 24
Fax +32 (0)3 645 72 44
info@colson-europe.com
www.colson-europe.com

Mexico

COLSON CASTER DE MEXICO
S.A. DE C.V.
Carretera Miguel Alemán
Km 21 Edificio 4-B,
Prologis Park Apodaca.
Apodaca, Nuevo León,
México C.P. 66627
Tel. 01 (81) 8262-5555
Fax 01 (81) 8369-4700
info@colsoncaster.com.mx
www.colsoncaster.com.mx

Russia

Colson Europe B.V. Sp. z. o. o.
ul. Fabianowska 101
62-052 Komorniki
Polen
Tel. +48 (0) 61 8667 012
Fax +48 (0) 61 8667 347
office@colson.pl
www.colson.pl

Switzerland

MAPO AG
Europa-Strasse 12
8152 Glattbrugg-Zürich
Tel. +41 (0) 44 874 4848
Fax +41 (0) 44 874 4818
glattbrugg@mapo.ch
www.mapo.ch

Scandinavia

Klingspor A/S
Birkemose Allé 2
6000 Kolding
Tel. +45 76 33 33 33
Fax +45 76 33 33 01
info@klingspor.dk
www.klingspor.dk

Spain

RHOMBUS S.A.S.
424 Av. de la Couronne
78681 Epône Cédex
Frankreich
Tel. +33 (0)1 30 95 55 45
Fax +33 (0)1 30 95 21 60
info@rhombus.fr
www.rhombus.fr

Czech Republic

Valve Control, s.r.o.
(division castors)
U Dvora 213
687 51 Nivnice
Tel. +420 572 632 893
Fax +420 572 632 893
drzac@valve.cz
www.pojezdova-kola.cz

Turkey

Exim Med
Lindenstrasse 165
40233 Düsseldorf
Deutschland
Tel. +49 (0)211 680 2053
Fax +49 (0)211 680 2055
Eximmed@aol.com
www.eximmed.com.tr

USA

Colson Group USA
203 Kerth Street
Saint Joseph, Michigan 49085
Tel. 1-800-253-0868
www.colsongroupusa.com

If you know that you're being served in the best possible way – then it's RHOMBUS.

Service isn't just talk for us – it follows a mature tradition and is an essential part of our corporate culture. Early on we aligned all our actions with the individual needs of our customers and the market. In this way we have grown and built our reputation way beyond the confines of our headquarters in Hückeswagen.

Today the RHOMBUS Rollen Group is a major force in the worldwide market with representatives and agents in more than 25 other countries around the world.

Through its integration into the Colson Group, the premier manufacturer of castors and wheels in the world, synergy effects arise in regard to performance and knowledge, which benefit our customers first and foremost.

We make our knowledge and experience fully and completely available to you. Personal consultation and individual service are based on our understanding of fair co-operation and partnership – one of our basic guiding principles to which we still feel committed today.

We are building on this principle in order to design the future together with you.



If the combination of intelligence and technology is the future for you – then it's RHOMBUS.


A castor doesn't just happen – it is the result of years of research and development. The experience and the knowledge of our engineers shape a standard that is regarded as a reference all over the world. Nonetheless, even the best brains meet with limitations without the appropriate high technology in the translation of their ideas and concepts.

It is no wonder that from the very beginning we decided in favour of limitless possibilities in manufacturing. Our Just-in-Time production is significantly involved in our success. Through the application of the latest technology we are true to our claims of innovation, precision and solidarity in an optimal way. Through the perfect combination of intelligence and technology a potential is created that also allows the production

capacity to reach true magnitude. In development through to production we give you the certainty that with RHOMBUS you are working in a league that only has one direction: **the future.**



If experience is the best certificate for you – then it's RHOMBUS.



Everyone talks about quality – about the best possible operation, long product life and the greatest possible safety of their products. All that is very well, but quality isn't achieved in a day, it has to grow from tradition and experience.

As the oldest manufacturer of wheels and castors in Europe, we provide both in the pure form. The quality of our products has been passed on in this way for generations. It results from a way of thinking that is oriented to the growing demands of customers in a world that is rapidly growing in pace and mobility.

And although we are known for our literal quality, now this is also on paper. RHOMBUS's Total Quality Management has also been recognised by the DQS certification organisation. All technical and organisational production steps thus meet the DIN/ISO EN 9001 standards requirements. We now have formal certification of our quality, and this from the German Headquarters and as well as from our production facility in Malaysia.

Our experience, on the other hand, cannot be bought. For us it is the most valuable certificate. You will benefit from it, in our daily work together, and through every single type of castor that, after countless tests and trials, leaves our plant in order to put the unique RHOMBUS quality into action in your products.



If by choice you mean individuality without limits – then it's RHOMBUS.

The areas of application for wheels and castors are extensive, and the product requirements have increased. The choice of the right product is vital. Our actual programme of streamlining has explicitly considered this. Thus we continue to offer you our optimised standard range, in which you will find more than 2.000 wheels and castors, which in turn can be obtained in the most varied configurations and ranges.

Naturally we will fulfil individual and customised demands at any time upon request. Thus you can choose between various wheels, types of wheel bearings, housings, attachments and fixings. In accordance with your special technical requirements and desires. With this background, with every single castor from RHOMBUS you will receive the quality that perfectly suits your product requirements.

And because that is not good enough for us, we are continually reviewing our extensive programme. In this way we will also set a standard for the future with individuality without limits.

We warmly invite you to reap the benefits.





Movement creates change.

Furniture castors

Our classic: 287a

plastic housing, polyamide wheel, hard running surface for soft floors, optimum running characteristics.



Moveable small and large furniture ensures flexibility and creates room for change. With furniture castors from RHOMBUS, sofas, audio furniture, tables, cupboards and many other furnishings can be ideally positioned, but still remain mobile.

No matter what the floor requirements, RHOMBUS has the right solution on hand, and that is in classic

RHOMBUS quality, with all the characteristics to be expected of a furniture castor.

119-050 176a

Swivel castor

Fixed castor ladder

197/198 177a

Plate ball bearing

Swivel castor ladder

Technical description 119-050

- Ball bearing-swivel castor
- Steel wire construction with black rubber spherical wheel (Shore A 70)
- Threaded pin M 14x1,5x44 mm, 2 nuts, rubber sealing ring
- Measurement top edge ball bearing upper nut 65 mm

Technical description 176a-177a

- Metal housing
- Zinc passivated
- With load related locking effect
- Screw-on plate can be removed
- Turned through 90°
- Total spring distance max. 22 mm,
- Total spring pressure 17 kg

Technical description 197

- Zinc passivated
- Single-row ball race
- Double plate ball bearing

Technical description 198

- Zinc passivated
- With double ball race in closed special head

Areas of application 119-050

- Belt grinding machines
- Glass cutting tables

Areas of application 176a-177a


- Ladders

Areas of application 197/198

- Turntables, games tables



119	050	50	110,3		50



176a	33C 050b ZPS	50	18	155	60x50	22,5x38,2	5,5	40
177a	33C 050b ZPS	50	18	155	24 60x50	22,5x38,2	5,5	40




Plate							
197B		19,5	95x70	75x45	6,5	280	
197D		10,5	57x57	43x43	10,5	50	



Plate							
198ZPI		19	115x85	80x55/60	9	250	
198ZPK		26	138x109	105x75/80	11	600	

153a

Fixed castor

164a

Fixed castor

156a

Fixed castor









Technical description

- Sheet steel housing
- Zinc passivated









Areas of application


- Drawers
- Small furniture
- Sofa beds






											
153a	00G	025z	ZPS	25	14	27,0	50x20	35,5	4,5	15	
153a	00G	030z	ZPS	30	15	33,5	45x20	35,0	5,5	15	
153a	00G	035z	ZPS	35	18	39,0	50x25	40,0	5,5	25	
153a	00G	040z	ZPS	40	18	46,5	67x26	54,0	6,5	30	
153a	00G	045z	ZPS	45	18	49,0	67x26	54,0	6,5	35	
153a	00G	050z	ZPS	50	19	51,5	67x26	54,0	6,5	40	











											
153a	33G	050b	ZPS	50	18	51,5	67x26	54,0	6,5	40	



											
156a	00G	016g	ZPS	16	19	19,5	42x23	28,5	4,3	20	



											
164a	00G	016g	ZPS	16	19	20,0	42x23	20,0	4,3	20	

287a

Swivel castor

287b

Swivel castor with wheel locking brake

Technical description

- Housing and wheel made of polyamide (PA)
- Attachments zinc-plated
- Hard running surface (for soft floors)

Areas of application

- Audio furniture
- Bedside cabinets
- Occasional tables
- Display stands
- Serving trolleys
- Small furniture

on inquiry



287a	00G	050x	KGB1	50	2x11	56	17	8x15		40
287a	00G	075x	KGC	75	2x13	81	24	10x25		60
287a	00G	100x	KGC	100	2x16	107	37	10x25		70
287a	00G	125x	KGC	125	2x20	135	50	10x25		80



287b	00G	050x	KGB1	50	2x11	56	17	8x15		40
287b	00G	075x	KGC	75	2x13	81	24	10x25		60
287b	00G	100x	KGC	100	2x16	107	37	10x25		70
287b	00G	125x	KGC	125	2x20	135	50	10x25		80



287a	00G	050x	KPS	50	2x11	60	17	38x38	25x25	5 40
287a	00G	075x	KPS	75	2x13	87	24	38x38	25x25	5 60
287a	00G	100x	KPS	100	2x16	107	37	65x55	41x51	8 70
287a	00G	125x	KPS	125	2x20	135	50	65x55	41x51	8 80



287b	00G	050x	KPS	50	2x11	60	17	38x38	25x25	5 40
287b	00G	075x	KPS	75	2x13	87	24	38x38	25x25	5 60
287b	00G	100x	KPS	100	2x16	107	37	65x55	41x51	8 70
287b	00G	125x	KPS	125	2x20	135	50	65x55	41x51	8 80

Technical description












- Housing and wheel made of polyamide (PA)
- Attachments zinc-plated
- Hard running surface (for soft floors)

Areas of application












- Audio furniture
- Bedside cabinets
- Occasional tables
- Display stands
- Serving trolleys
- Small furniture

on inquiry



										
287a	00G	050x	KS02	50	2x11	56	17	11x20		40
287a	00G	075x	KS02	75	2x13	81	24	11x20		60
287a	00G	100x	KS02	100	2x16	107	37	11x20		70
287a	00G	125x	KS03	125	2x20	135	50	11x30		80



										
287b	00G	050x	KS02	50	2x11	56	17	11x20		40
287b	00G	075x	KS02	75	2x13	81	24	11x20		60
287b	00G	100x	KS02	100	2x16	107	37	11x20		70
287b	00G	125x	KS03	125	2x20	135	50	11x30		80



Threaded pin



Plate



Pin

288a

Swivel castor

288b

Swivel castor with wheel locking brake

Technical description

- Housing and wheel made of polyamide (PA-RAL 7035)
- Wheel bandage of polyurethane (PU-RAL 7015)
- Attachments zinc-plated
- Soft running surface (for hard floors)

Areas of application

- Audio furniture
- Bedside cabinets
- Occasional tables
- Display stands
- Serving trolleys
- Small furniture

on inquiry



288a	34G	050v	KGB1	50	2x11	56	17	8x15		40
288a	34G	075v	KGC	75	2x13	81	24	10x25		50
288a	34G	100v	KGC	100	2x16	107	37	10x25		60
288a	34G	125v	KGC	125	2x20	135	50	10x25		80



288b	34G	050v	KGB1	50	2x11	56	17	8x15		40
288b	34G	075v	KGC	75	2x13	81	24	10x25		50
288b	34G	100v	KGC	100	2x16	107	37	10x25		60
288b	34G	125v	KGC	125	2x20	135	50	10x25		80



288a	34G	050v	KPS1	50	2x11	60	17	38x38	25x25	5 40
288a	34G	075v	KPS	75	2x13	87	24	38x38	25x25	5 50
288a	34G	100v	KPS	100	2x16	107	37	65x55	41x51	8 60
288a	34G	125v	KPS	125	2x20	135	50	65x55	41x51	8 80



288b	34G	050v	KPS1	50	2x11	60	17	38x38	25x25	5 40
288b	34G	075v	KPS	75	2x13	87	24	38x38	25x25	5 50
288b	34G	100v	KPS	100	2x16	107	37	65x55	41x51	8 60
288b	34G	125v	KPS	125	2x20	135	50	65x55	41x51	8 80

Technical description










- Housing and wheel made of polyamide (PA-RAL 7035)
- Wheel bandage of polyurethane (PU-RAL 7015)
- Attachments zinc-plated
- Soft running surface (for hard floors)

Areas of application










- Audio furniture
- Bedside cabinets
- Occasional tables
- Display stands
- Serving trolleys
- Small furniture


on inquiry




									
288a	34G	050v	KS02	50	2x11	60	17	11x20	40
288a	34G	075v	KS02	75	2x13	87	24	11x20	50
288a	34G	100v	KS02	100	2x16	107	37	11x20	60
288a	34G	125v	KS03	125	2x20	135	50	11x30	80



									
288b	34G	050v	KS02	50	2x11	60	17	11x20	40
288b	34G	075v	KS02	75	2x13	87	24	11x20	50
288b	34G	100v	KS02	100	2x16	107	37	11x20	60
288b	34G	125v	KS03	125	2x20	135	50	11x30	80



Threaded pin



Plate



Pin




Handling tasks with ease.

Apparatus castors

Whether in the small neighbourhood bistro, the hotel or the large canteen, the demands on people and equipment have grown. So it is important that the work can be handled with ease, for satisfied guests and contented workers.

It is a good thing the solid and robust castors from RHOMBUS also play their part with ease, because cooking equipment, food dispensers and other appliances have been mounted on them for years. RHOMBUS serves them fresh from the factory.



Our multi-talent: 357h

Heavy apparatus and equipment castor with double ball bearings in the fork head. Easily manoeuvrable. With total lock for wheel and fork head.

228a

Swivel castor

316a

Swivel castor

Technical description

- Metal housing
- Zinc passivated
- Single-row ball race in fork head

Areas of application 228a

- Light wooden furniture

Einsatzbereiche 316a

- Audio furniture
- Containers for hydroculture
- Display stands
- Greeting card dispensers
- Mobile shelves
- Small furniture
- Shop fittings
- Upholstered furniture

Will be supplied with standard wheel **00G**.

(For technical description of wheels see page 129)



228a	00G	025z	ZPS	25	14	39	18	47x47	35x35	6,5	15
228a	00G	030z	ZPS	30	15	42	18	47x47	35x35	6,5	15
228a	00G	035z	ZPS	35	18	48	18	47x47	35x35	6,5	25
228a	00G	040z	ZPS	40	18	57	23	57x57	43x43	6,5	35
228a	00G	045z	ZPS	45	18	60	23	57x57	43x43	6,5	35
228a	00G	050z	ZPS	50	19	62	23	57x57	43x43	6,5	40



316a	00G	030z	ZLB	30	18	46	15,5	8,2	15
316a	00G	038z	ZLC	38	17	59	17,5	10,2	20

340a

Swivel castor

340h

Swivel castor with total brake mounted behind

345a

Fixed castor

Technical description

- Sheet steel metal
- Zinc passivated
- Swivel bearing with double ball race












Areas of application

- Bedside tables
- Brochure display stands
- Computer tables
- Display stands
- Dustbins
- File carts
- Garment stands
- Greeting card dispensers
- Housekeeping carts
- Infusion stands
- Newspaper dispensers
- Sales stands
- Small furniture
- Sport equipment












Wheel series 29G

- Thermoplastic elastomer tyre (TPE), iron grey RAL 7011 (Shore A 80)
- Plastic wheel centre silver grey RAL 7001
- Solid bearing














											
340a	29G 050r	ZPC-5	50	20	69,5	24	60x60	43x43	6,3	40	
340a	29G 075r	ZPC-5	75	25	100	28	60x60	43x43	6,3	60	
340a	29G 100r	ZPC-5	100	27	134	37	76x76	55x55	8,5	90	
340a	29G 125r	ZPC-5	125	27	157	45	76x76	55x55	8,5	120	



											
340h	29G 050r	ZPC-5	50	20	69,5	24	60x60	43x43	6,3	40	
340h	29G 075r	ZPC-5	75	25	100	28	60x60	43x43	6,3	60	
340h	29G 100r	ZPC-5	100	27	134	37	76x76	55x55	8,5	90	
340h	29G 125r	ZPC-5	125	27	157	45	76x76	55x55	8,5	120	



											
345a	29G 050r	ZPC-5	50	20	69,5		60x60	43x43	6,3	40	
345a	29G 075r	ZPC-5	75	25	100		60x60	43x43	6,3	60	
345a	29G 100r	ZPC-5	100	27	134		76x76	55x55	8,5	90	
345a	29G 125r	ZPC-5	125	27	157		76x76	55x55	8,5	120	

Technical description

- Sheet steel metal
- Zinc passivated
- Swivel bearing with double ball race

Areas of application

- Bedside tables
- Brochure display stands
- Computer tables
- Display stands
- Dustbins
- File carts
- Garment stands
- Greeting card dispensers
- Housekeeping carts
- Infusion stands
- Newspaper dispensers
- Sales stands
- Small furniture
- Sport equipment

Wheel series 29G

- Thermoplastic elastomer tyre (TPE), iron grey RAL 7011 (Shore A 80)
- Plastic wheel centre silver grey RAL 7001
- Solid bearing



340a	29G 050r	ZLC-5	50	20	68	24	10,5	40
340a	29G 075r	ZLC-5	75	25	98	28	10,5	60
340a	29G 100r	ZLC-5	100	27	131,5	37	10,5	90
340a	29G 125r	ZLC-5	125	27	154,5	45	10,5	120



340h	29G 050r	ZLC-5	50	20	68	24	10,5	40
340h	29G 075r	ZLC-5	75	25	98	28	10,5	60
340h	29G 100r	ZLC-5	100	27	131,5	37	10,5	90
340h	29G 125r	ZLC-5	125	27	154,5	45	10,5	120

340a/341a

345a/346a

Swivel castor

Fixed castor

340b

341h

Swivel castor with wheel locking brake

Swivel castor with total brake mounted behind

Technical description

- Sheet steel metal
- Zinc passivated
- Swivel bearing with double ball race
- Wheel-axle riveted

Areas of application













- Bedside tables
- Brochure display stands
- Computer tables
- Display stands
- Dustbins
- File carts
- Garment stands
- Greeting card dispensers
- Housekeeping carts
- Infusion stands
- Newspaper dispensers
- Sales stands
- Small furniture
- Sport equipment

Wheel series 33G













(For technical description of wheels see page 137)

- Solid rubber tyre blue-grey (Shore A 80)
- Plastic wheel centre black
- Solid bearing















											
340a	33G	050b	ZPB	50	18	70	24	54x54	40x40	6,3	40
341a	33G	075b	ZPC	75	24	103	37	60x60	47x47/37x37	6,3	50
341a	33G	100b	ZPC	100	24	124	28	60x60	47x47/37x37	6,3	60















											
340b	33G	050b	ZPB	50	18	70	24	54x54	40x40	6,3	40



											
341h	33G	075b	ZPC	75	24	103	37	60x60	47x47/37x37	6,3	50
341h	33G	100b	ZPC	100	24	124	28	60x60	47x47/37x37	6,3	60



											
345a	33G	050b	ZPB	50	18	70		54x54	40x40	6,3	40
346a	33G	075b	ZPC	75	24	103		60x60	47x47/37x37	6,3	50
346a	33G	100b	ZPC	100	24	124		60x60	47x47/37x37	6,3	60

Technical description

- Sheet steel metal
- Zinc passivated
- Swivel bearing with double ball race
- Wheel-axle riveted

Areas of application

- Bedside tables
- Brochure display stands
- Computer tables
- Display stands
- Dustbins
- File carts
- Garment stands
- Greeting card dispensers
- Housekeeping carts
- Infusion stands
- Newspaper dispensers
- Sales stands
- Small furniture
- Sport equipment

Wheel series 33G

(For technical description of wheels see page 137)

- Solid rubber tyre blue-grey (Shore A 80)
- Plastic wheel centre black
- Solid bearing



340a	33G 050b	ZLC	50	18	67	24	10,2	40
341a	33G 075b	ZLC	75	24	100	37	10,2	50
341a	33G 100b	ZLC	100	24	121	28	10,2	60



340b	33G 050b	ZLC	50	18	67	24	10,2	40



341h	33G 075b	ZLC	75	24	100	37	10,2	50
341h	33G 100b	ZLC	100	24	121	28	10,2	60

Technical description

- Sheet steel metal
- Zinc passivated
- Swivel bearing with double ball race
- Wheel-axle riveted

Areas of application








- Bedside tables
- Brochure display stands
- Computer tables
- Display stands
- Dustbins
- File carts
- Garment stands
- Greeting card dispensers
- Housekeeping carts
- Infusion stands
- Newspaper dispensers
- Sales stands
- Small furniture
- Sport equipment

Wheel series 33G








(For technical description of wheels see page 137)

- Solid rubber tyre blue-grey (Shore A 80)
- Plastic wheel centre black
- Solid bearing










									
340a	33G	050b	ZGC	50	18	70	24	10x25	40
341a	33G	075b	ZGC	75	24	103	37	10x25	50
341a	33G	100b	ZGC	100	24	124	28	10x25	60



									
340b	33G	050b	ZGC	50	18	70	24	10x25	40



									
341h	33G	075b	ZGC	75	24	103	37	10x25	50
341h	33G	100b	ZGC	100	24	124	28	10x25	60

Technical description

- Sheet steel metal
- Zinc passivated
- Swivel bearing with double ball race
- Wheel-axle riveted

Areas of application

- Bedside tables
- Brochure display stands
- Computer tables
- Display stands
- Dustbins
- File carts
- Garment stands
- Greeting card dispensers
- Housekeeping carts
- Infusion stands
- Newspaper dispensers
- Sales stands
- Small furniture
- Sport equipment

Wheel series 33G

(For technical description of wheels see page 137)

- Solid rubber tyre blue-grey (Shore A 80)
- Plastic wheel centre black
- Solid bearing



340a	33G 050b	ZR...	50	18	70	24	40
341a	33G 075b	ZR...	75	24	103	37	50
341a	33G 100b	ZR...	100	24	124	28	60



340b	33G 050b	ZR...	50	18	70	24	40



341h	33G 075b	ZR...	75	24	103	37	50
341h	33G 100b	ZR...	100	24	124	28	60

Please indicate the required tube diameter when ordering (see page 138).

Technical description

- Sheet steel metal
- Zinc passivated
- Swivel bearing with double ball race
- Wheel-axle screwed

Areas of application













- Bedside tables
- Brochure display stands
- Computer tables
- Display stands
- Dustbins
- File carts
- Garment stands
- Greeting card dispensers
- Housekeeping carts
- Infusion stands
- Newspaper dispensers
- Sales stands
- Small furniture
- Sport equipment

Wheel series 30C













(For technical description of wheels see page 136)

- Solid rubber tyre blue-grey (Shore A 80)
- Sheet steel metal rim
- Metal thread guard zinc passivated
- Flange bearing














											
341a	30C	100b	ZPC	100	23	124	28	60x60	47x47/37x37	6,3	65



											
341h	30C	100b	ZPC	100	23	124	28	60x60	47x47/37x37	6,3	65



											
346a	30C	100b	ZPC	100	23	124		60x60	47x47/37x37	6,3	65

Technical description

- Sheet steel metal
- Zinc passivated
- Swivel bearing with double ball race
- Wheel-axle screwed

Areas of application

- Bedside tables
- Brochure display stands
- Computer tables
- Display stands
- Dustbins
- File carts
- Garment stands
- Greeting card dispensers
- Housekeeping carts
- Infusion stands
- Newspaper dispensers
- Sales stands
- Small furniture
- Sport equipment

Wheel series 30C

(For technical description of wheels see page 136)

- Solid rubber tyre blue-grey (Shore A 80)
- Sheet steel metal rim
- Metal thread guard zinc passivated
- Flange bearing



341a	30C	100b	ZLC	100	23	121	28	10,2	65



341h	30C	100b	ZLC	100	23	121	28	10,2	65



341a	30C	100b	ZGC	100	23	124	28	10x25	65



341h	30C	100b	ZGC	100	23	124	28	10x25	65

Technical description

- Sheet steel metal
- Zinc passivated
- Swivel bearing with double ball race
- Wheel-axle screwed

Areas of application








- Bedside tables
- Brochure display stands
- Computer tables
- Display stands
- Dustbins
- File carts
- Garment stands
- Greeting card dispensers
- Housekeeping carts
- Infusion stands
- Newspaper dispensers
- Sales stands
- Small furniture
- Sport equipment

Wheel series 30C








(For technical description of wheels see page 136)

- Solid rubber tyre blue-grey (Shore A 80)
- Sheet steel metal rim
- Metal thread guard zinc passivated
- Flange bearing



								
<hr/>								
<hr/>								
<hr/>								
341a	30C	100b	ZR...	100	23	124	28	65



								
<hr/>								
<hr/>								
<hr/>								
341h	30C	100b	ZR...	100	23	124	28	65

Please indicate the required tube diameter when ordering (see page 138).

Technical description

- Sheet steel metal
- Zinc passivated
- Swivel bearing with double ball race
- Ø 50 mm wheel-axle riveted, Ø 75 mm wheel-axle screwed

Areas of application










- Bedside tables
- Brochure display stands
- Computer tables
- Display stands
- Dustbins
- File carts
- Garment stands
- Greeting card dispensers
- Housekeeping carts
- Infusion stands
- Newspaper dispensers
- Sales stands
- Small furniture
- Sport equipment

Wheel series 33C








(For technical description of wheels see page 137)

- Solid rubber tyre blue-grey (Shore A 80)
- Plastic wheel centre grey
- Metal thread guard zinc passivated
- Flange bearing




											
340a	33C	050b	ZPB	50	18	70	24	54x54	40x40	6,3	40
341a	33C	075b	ZPC	75	23	103	37	60x60	47x47/37x37	6,3	50











											
340b	33C	050b	ZPB	50	18	70	24	54x54	40x40	6,3	40



											
341h	33C	075b	ZPC	75	23	103	37	60x60	47x47/37x37	6,3	50



											
345a	33C	050b	ZPB	50	18	70		54x54	40x40	6,3	40
346a	33C	075b	ZPC	75	23	103		60x60	47x47/37x37	6,3	50

Technical description

- Sheet steel metal
- Zinc passivated
- Swivel bearing with double ball race
- Ø 50 mm wheel-axle riveted, Ø 75 mm wheel-axle screwed

Areas of application








- Bedside tables
- Brochure display stands
- Computer tables
- Display stands
- Dustbins
- File carts
- Garment stands
- Greeting card dispensers
- Housekeeping carts
- Infusion stands
- Newspaper dispensers
- Sales stands
- Small furniture
- Sport equipment

Wheel series 33C








(For technical description of wheels see page 137)

- Solid rubber tyre blue-grey (Shore A 80)
- Plastic wheel centre grey
- Metal thread guard zinc passivated
- Flange bearing









									
340a	33C	050b	ZLC	50	18	67	24	10,2	40
341a	33C	075b	ZLC	75	23	100	37	10,2	50



									
340b	33C	050b	ZLC	50	18	67	24	10,2	40



									
341h	33C	075b	ZLC	75	23	100	37	10,2	50

Technical description

- Sheet steel metal
- Zinc passivated
- Swivel bearing with double ball race
- Ø 50 mm wheel-axle riveted, Ø 75 mm wheel-axle screwed

Areas of application

- Bedside tables
- Brochure display stands
- Computer tables
- Display stands
- Dustbins
- File carts
- Garment stands
- Greeting card dispensers
- Housekeeping carts
- Infusion stands
- Newspaper dispensers
- Sales stands
- Small furniture
- Sport equipment

Wheel series 33C

(For technical description of wheels see page 137)

- Solid rubber tyre blue-grey (Shore A 80)
- Plastic wheel centre grey
- Metal thread guard zinc passivated
- Flange bearing



340a	33C 050b	ZGC	50	18	70	24	10x25	40
341a	33C 075 b	ZGC	75	23	103	37	10x25	50



340b	33C 050b	ZGC	50	18	70	24	10x25	40



341h	33C 075b	ZGC	75	23	103	37	10x25	50

Technical description

- Sheet steel metal
- Zinc passivated
- Swivel bearing with double ball race
- Ø 50 mm wheel-axle riveted, Ø 75 mm wheel-axle screwed

Areas of application








- Bedside tables
- Brochure display stands
- Computer tables
- Display stands
- Dustbins
- File carts
- Garment stands
- Greeting card dispensers
- Housekeeping carts
- Infusion stands
- Newspaper dispensers
- Sales stands
- Small furniture
- Sport equipment

Wheel series 33C








(For technical description of wheels see page 137)

- Solid rubber tyre blue-grey (Shore A 80)
- Plastic wheel centre grey
- Metal thread guard zinc passivated
- Flange bearing






							
340a	33C 050b	ZR...	50	18	70	24	40
341a	33C 075b	ZR...	75	23	103	37	50



							
340b	33C 050b	ZR...	50	18	70	24	40



							
341h	33C 075b	ZR...	75	23	103	37	50

Please indicate the required tube diameter when ordering (see page 138).

357a

Swivel castor

357h

Swivel castor with total brake mounted behind

357r

Swivel castor with directional brake mounted behind

354a

Fixed castor

Technical description

- Sheet steel metal
- Zinc passivated
- Swivel bearing with double ball race
- Also available with plate PD (77x67 mm)

Areas of application

- Brochure display stands
- Care beds
- Cleaning machines
- Computer area
- Display stands
- Dustbins
- File carts
- Food transport equipment
- Housekeeping carts
- Industrial kitchens
- Laundry carts
- Medical appliances
- Newspaper dispensers
- Occasional carts

Areas of application

- Restaurant areas
- Sales stands
- Shop fittings
- Sport equipment
- Tripods

Wheel series 29K

- Thermoplastic elastomer tyre (TPE), iron grey RAL 7011 (Shore A 80)
- Plastic wheel centre silver grey RAL 7001
- Plastic thread guard silver grey RAL 7001
- Also available with other wheel variants (see on page 135)



357a	29K	100r	ZPF	100	30	129,5	41,5	95x70	75x45/72x52	9	100
357a	29K	125r	ZPF	125	32	154	43,5	95x70	75x45/72x52	9	100
357a	29K	150r	ZPF	150	32	180,5	51	95x70	75x45/72x52	9	120



357h	29K	100r	ZPF	100	30	129,5	47,5	95x70	75x45/72x52	9	100
357h	29K	125r	ZPF	125	32	154	41,5	95x70	75x45/72x52	9	100
357h	29K	150r	ZPF	150	32	180,5	38	95x70	75x45/72x52	9	120



357r	29K	100r	ZPF	100	30	129,5	47,5	95x70	75x45/72x52	9	100
357r	29K	125r	ZPF	125	32	154	41,5	95x70	75x45/72x52	9	100
357r	29K	150r	ZPF	150	32	180,5	38	95x70	75x45/72x52	9	120



354a	29K	100r	ZPF	100	30	129,5		95x70	75x45/72x52	9	100
354a	29K	125r	ZPF	125	32	154		95x70	75x45/72x52	9	100
354a	29K	150r	ZPF	150	32	180,5		95x70	75x45/72x52	9	120

357a

357h

Swivel castor

Swivel castor with total brake mounted behind

Technical description

- _ Sheet steel metal
- _ Zinc passivated
- _ Swivel bearing with double ball race
- _ TPE-tyre, plastic wheel centre, plastic thread guard, ball bearing
- _ Swivel castor with directional brake (357r) and Fixed castor (354a) also available










Areas of application

- _ Brochure display stands
- _ Care beds
- _ Cleaning machines
- _ Computer area
- _ Display stands
- _ Dustbins
- _ File carts
- _ Food transport equipment
- _ Housekeeping carts
- _ Industrial kitchens
- _ Laundry carts
- _ Medical appliances
- _ Newspaper dispensers
- _ Occasional carts










Areas of application

- _ Restaurant areas
- _ Sales stands
- _ Shop fittings
- _ Sport equipment
- _ Tripods



											
357a	29K	100r	ZPH-5	100	32	135	38	100x80	80x60	9	90
357a	29K	125r	ZPH-5	125	32	160	41	100x80	80x60	9	110
357a	29K	150r	ZPH-5	150	32	184,5	45	100x80	80x60	9	130



											
357h	29K	100r	ZPH-5	100	32	135	43,5	100x80	80x60	9	90
357h	29K	125r	ZPH-5	125	32	160	41	100x80	80x60	9	110
357h	29K	150r	ZPH-5	150	32	184,5	36	100x80	80x60	9	130

Technical description

- Sheet steel metal
- Zinc passivated
- Swivel bearing with double ball race
- Also available with bolt hole LC (11 mm)

Areas of application

- Brochure display stands
- Care beds
- Cleaning machines
- Computer area
- Display stands
- Dustbins
- File carts
- Food transport equipment
- Housekeeping carts
- Industrial kitchens
- Laundry carts
- Medical appliances
- Newspaper dispensers
- Occasional carts








Areas of application

- Restaurant areas
- Sales stands
- Shop fittings
- Sport equipment
- Tripods








Wheel series 29K

- Thermoplastic elastomer tyre (TPE), iron grey RAL 7011 (Shore A 80)
- Plastic wheel centre silver grey RAL 7001
- Plastic thread guard silver grey RAL 7001
- Also available with other wheel variants (see on page 136)










									
357a	29K	100r	ZLD	100	30	129,5	41,5	13	100
357a	29K	125r	ZLD	125	32	154	43,5	13	100
357a	29K	150r	ZLD	150	32	180,5	51	13	120



									
357h	29K	100r	ZLD	100	30	129,5	47,5	13	100
357h	29K	125r	ZLD	125	32	154	41,5	13	100
357h	29K	150r	ZLD	150	32	180,5	38	13	120



									
357r	29K	100r	ZLD	100	30	129,5	47,5	13	100
357r	29K	125r	ZLD	125	32	154	41,5	13	100
357r	29K	150r	ZLD	150	32	180,5	38	13	120

357a

357h

Swivel castor

Swivel castor with total brake mounted behind

Technical description

- _ Sheet steel metal
- _ Zinc passivated
- _ Swivel bearing with double ball race
- _ TPE-tyre, plastic wheel centre, plastic thread guard, ball bearing
- _ Also available with bolt hole LC (10,5 mm) and as Swivel castor with directional brake (357r)

Areas of application

- _ Brochure display stands
- _ Care beds
- _ Cleaning machines
- _ Computer area
- _ Display stands
- _ Dustbins
- _ File carts
- _ Food transport equipment
- _ Housekeeping carts
- _ Industrial kitchens
- _ Laundry carts
- _ Medical appliances
- _ Newspaper dispensers
- _ Occasional carts

Areas of application

- _ Restaurant areas
- _ Sales stands
- _ Shop fittings
- _ Sport equipment
- _ Tripods



357a	29K	100r	ZLD-5	100	32	135	38	12,5		90
357a	29K	125r	ZLD-5	125	32	160	41	12,5		110
357a	29K	150r	ZLD-5	150	32	184,5	45	12,5		130



357h	29K	100r	ZLD-5	100	32	135	43,5	12,5		90
357h	29K	125r	ZLD-5	125	32	160	41	12,5		110
357h	29K	150r	ZLD-5	150	32	184,5	36	12,5		130

Technical description

- Sheet steel metal
- Zinc passivated
- Swivel bearing with double ball race
- Also available with fixing pin Z622 (28x45 mm)

Areas of application

- Brochure display stands
- Care beds
- Cleaning machines
- Computer area
- Display stands
- Dustbins
- File carts
- Food transport equipment
- Housekeeping carts
- Industrial kitchens
- Laundry carts
- Medical appliances
- Newspaper dispensers
- Occasional carts

Areas of application

- Restaurant areas
- Sales stands
- Shop fittings
- Sport equipment
- Tripods



357a	29K	100r	Z522	100	30	132,5	41,5	24x45 M8	19	100
357a	29K	125r	Z522	125	32	157	43,5	24x45 M8	19	100
357a	29K	150r	Z522	150	32	183,5	51	24x45 M8	19	120



357h	29K	100r	Z522	100	30	132,5	47,5	24x45 M8	19	100
357h	29K	125r	Z522	125	32	157	41,5	24x45 M8	19	100
357h	29K	150r	Z522	150	32	183,5	38	24x45 M8	19	120



357r	29K	100r	Z522	100	30	132,5	47,5	24x45 M8	19	100
357r	29K	125r	Z522	125	32	157	41,5	24x45 M8	19	100
357r	29K	150r	Z522	150	32	183,5	38	24x45 M8	19	120

Available sockets for adaption see page 138.

357a

357h

Swivel castor

Swivel castor with total brake mounted behind

Technical description

- _ Sheet steel metal
- _ Zinc passivated
- _ Swivel bearing with double ball race
- _ TPE-tyre, plastic wheel centre, plastic thread guard, ball bearing
- _ Swivel castor with directional brake (357r) also available








Areas of application

- _ Brochure display stands
- _ Care beds
- _ Cleaning machines
- _ Computer area
- _ Display stands
- _ Dustbins
- _ File carts
- _ Food transport equipment
- _ Housekeeping carts
- _ Industrial kitchens
- _ Laundry carts
- _ Medical appliances
- _ Newspaper dispensers
- _ Occasional carts








Areas of application

- _ Restaurant areas
- _ Sales stands
- _ Shop fittings
- _ Sport equipment
- _ Tripods



								
357a	29K 100r	Z622-5	100	32	138,5	38	28x44,5	90
357a	29K 125r	Z622-5	125	32	163,5	41	28x44,5	110
357a	29K 150r	Z622-5	150	32	188	45	28x44,5	130



								
357h	29K 100r	Z622-5	100	32	138,5	43,5	28x44,5	90
357h	29K 125r	Z622-5	125	32	163,5	41	28x44,5	110
357h	29K 150r	Z622-5	150	32	188	36	28x44,5	130

357a

357h

Swivel castor

Swivel castor with total brake mounted behind

Technical description

- _ Sheet steel metal
- _ Zinc passivated
- _ Swivel bearing with double ball race
- _ TPE-tyre, plastic wheel centre, plastic thread guard, ball bearing
- _ Swivel castor with directional brake (357r) also available

Areas of application

- _ Brochure display stands
- _ Care beds
- _ Cleaning machines
- _ Computer area
- _ Display stands
- _ Dustbins
- _ File carts
- _ Food transport equipment
- _ Housekeeping carts
- _ Industrial kitchens
- _ Laundry carts
- _ Medical appliances
- _ Newspaper dispensers
- _ Occasional carts

Areas of application

- _ Restaurant areas
- _ Sales stands
- _ Shop fittings
- _ Sport equipment
- _ Tripods



357a	29K	100r	ZGD-5	100	32	135	38	M12x30	90
357a	29K	125r	ZGD-5	125	32	160	41	M12x30	110
357a	29K	150r	ZGD-5	150	32	184,5	45	M12x30	130



357h	29K	100r	ZGD-5	100	32	135	43,5	M12x30	90
357h	29K	125r	ZGD-5	125	32	160	41	M12x30	110
357h	29K	150r	ZGD-5	150	32	184,5	36	M12x30	130

Technical description

- Sheet steel metal
- Zinc passivated
- Swivel bearing with double ball race

Areas of application

- Brochure display stands
- Care beds
- Cleaning machines
- Computer area
- Display stands
- Dustbins
- File carts
- Food transport equipment
- Housekeeping carts
- Industrial kitchens
- Laundry carts
- Medical appliances
- Newspaper dispensers
- Occasional carts








Areas of application

- Restaurant areas
- Sales stands
- Shop fittings
- Sport equipment
- Tripods








Wheel series 29K

- Thermoplastic elastomer tyre (TPE), iron grey RAL 7011 (Shore A 80)
- Plastic wheel centre silver grey RAL 7001
- Plastic thread guard silver grey RAL 7001
- Also available with other wheel variants (see on page 135)










							
357a	29K 100r	ZR...	100	30	132,5	41,5	100
357a	29K 125r	ZR...	125	32	157	43,5	100
357a	29K 150r	ZR...	150	32	183,5	51	120



							
357h	29K 100r	ZR...	100	30	132,5	47,5	100
357h	29K 125r	ZR...	125	32	157	41,5	100
357h	29K 150r	ZR...	150	32	183,5	38	120



							
357r	29K 100r	ZR...	100	30	132,5	47,5	100
357r	29K 125r	ZR...	125	32	157	41,5	100
357r	29K 150r	ZR...	150	32	183,5	38	120

Please indicate the required tube diameter when ordering (see page 138).

Technical description

- Sheet steel metal
- Zinc passivated
- Swivel bearing with double ball race
- Also available with plate PD (77x67 mm)

Areas of application

- Brochure display stands
- Care beds
- Cleaning machines
- Computer area
- Display stands
- Dustbins
- File carts
- Food transport equipment
- Housekeeping carts
- Industrial kitchens
- Laundry carts
- Medical appliances
- Newspaper dispensers
- Occasional carts

Areas of application

- Restaurant areas
- Sales stands
- Shop fittings
- Sport equipment
- Tripods



357a	29G	100r	ZPF	100	30	129,5	41,5	95x70	75x45/72x52	100
357a	29G	125r	ZPF	125	30	154	43,5	95x70	75x45/72x52	100



357h	29G	100r	ZPF	100	30	129,5	47,5	95x70	75x45/72x52	100
357h	29G	125r	ZPF	125	30	154	41,5	95x70	75x45/72x52	100



357r	29G	100r	ZPF	100	30	129,5	47,5	95x70	75x45/72x52	100
357r	29G	125r	ZPF	125	30	154	41,5	95x70	75x45/72x52	100



354a	29G	100r	ZPF	100	30	129,5		95x70	75x45/72x52	100
354a	29G	125r	ZPF	125	30	154		95x70	75x45/72x52	100

Technical description

- Sheet steel metal
- Zinc passivated
- Swivel bearing with double ball race
- Also available with bolt hole LC (11 mm)

Areas of application

- Brochure display stands
- Care beds
- Cleaning machines
- Computer area
- Display stands
- Dustbins
- File carts
- Food transport equipment
- Housekeeping carts
- Industrial kitchens
- Laundry carts
- Medical appliances
- Newspaper dispensers
- Occasional carts

Areas of application








- Restaurant areas
- Sales stands
- Shop fittings
- Sport equipment
- Tripods

Wheel series 29G








(For technical description of wheels see page 135)

- Thermoplastic elastomer tyre (TPE), iron grey RAL 7011 (Shore A 80)
- Plastic wheel centre silver grey RAL 7001
- Solid bearing










									
357a	29G	100r	ZLD	100	30	129,5	41,5	13	100
357a	29G	125r	ZLD	125	30	154	43,5	13	100



									
357h	29G	100r	ZLD	100	30	129,5	47,5	13	100
357h	29G	125r	ZLD	125	30	154	41,5	13	100



									
357r	29G	100r	ZLD	100	30	129,5	47,5	13	100
357r	29G	125r	ZLD	125	30	154	41,5	13	100

Technical description

- Sheet steel metal
- Zinc passivated
- Swivel bearing with double ball race
- Also available with fixing pin Z622 (28x45 mm)

Areas of application

- Brochure display stands
- Care beds
- Cleaning machines
- Computer area
- Display stands
- Dustbins
- File carts
- Food transport equipment
- Housekeeping carts
- Industrial kitchens
- Laundry carts
- Medical appliances
- Newspaper dispensers
- Occasional carts

Areas of application

- Restaurant areas
- Sales stands
- Shop fittings
- Sport equipment
- Tripods



357a	29G	100r	Z522	100	30	132,5	41,5	24x45 M8 19	100
357a	29G	125r	Z522	125	30	157	43,5	24x45 M8 19	100



357h	29G	100r	Z522	100	30	132,5	47,5	24x45 M8 19	100
357h	29G	125r	Z522	125	30	157	41,5	24x45 M8 19	100



357r	29G	100r	Z522	100	30	132,5	47,5	24x45 M8 19	100
357r	29G	125r	Z522	125	30	157	41,5	24x45 M8 19	100

Available sockets for adaption see page 138.

Technical description

- Sheet steel metal
- Zinc passivated
- Swivel bearing with double ball race

Areas of application

- Brochure display stands
- Care beds
- Cleaning machines
- Computer area
- Display stands
- Dustbins
- File carts
- Food transport equipment
- Housekeeping carts
- Industrial kitchens
- Laundry carts
- Medical appliances
- Newspaper dispensers
- Occasional carts

Areas of application








- Restaurant areas
- Sales stands
- Shop fittings
- Sport equipment
- Tripods

Wheel series 29G








(For technical description of wheels see page 135)

- Thermoplastic elastomer tyre (TPE), iron grey RAL 7011 (Shore A 80)
- Plastic wheel centre silver grey RAL 7001
- Solid bearing










							
357a	29G 100r	ZR...	100	30	132,5	41,5	100
357a	29G 125r	ZR...	125	30	157	43,5	100



							
357h	29G 100r	ZR...	100	30	132,5	47,5	100
357h	29G 125r	ZR...	125	30	157	41,5	100



							
357r	29G 100r	ZR...	100	30	132,5	47,5	100
357r	29G 125r	ZR...	125	30	157	41,5	100

Please indicate the required tube diameter when ordering (see page 138).

Technical description

- Sheet steel metal
- Zinc passivated
- Swivel bearing with double ball race
- Also available with plate PD (77x67 mm)

Areas of application

- Brochure display stands
- Care beds
- Cleaning machines
- Computer area
- Display stands
- Dustbins
- File carts
- Food transport equipment
- Housekeeping carts
- Industrial kitchens
- Laundry carts
- Medical appliances
- Newspaper dispensers
- Occasional carts

Areas of application

- Restaurant areas
- Sales stands
- Shop fittings
- Sport equipment
- Tripods

Wheel series 32C

- Solid rubber tyre blue-grey (Shore A 80)
- Sheet steel metal rim and metal thread guard
- Zinc passivated
- Flange bearing
- Also available with other wheel variants (see on page 136)



357a	32C	100b	ZPF	100	32	129,5	41,5	95x70	75x45/72x52	80	
357a	32C	125b	ZPF	125	32	154	43,5	95x70	75x45/72x52	100	
357a	32C	150b	ZPF	150	32	180,5	51	95x70	75x45/72x52	110	



357h	32C	100b	ZPF	100	32	129,5	47,5	95x70	75x45/72x52	80	
357h	32C	125b	ZPF	125	32	154	41,5	95x70	75x45/72x52	100	
357h	32C	150b	ZPF	150	32	180,5	38	95x70	75x45/72x52	110	



357r	32C	100b	ZPF	100	32	129,5	47,5	95x70	75x45/72x52	80	
357r	32C	125b	ZPF	125	32	154	41,5	95x70	75x45/72x52	100	
357r	32C	150b	ZPF	150	32	180,5	38	95x70	75x45/72x52	110	



354a	32C	100b	ZPF	100	32	129,5		95x70	75x45/72x52	80	
354a	32C	125b	ZPF	125	32	154		95x70	75x45/72x52	100	
354a	32C	150b	ZPF	150	32	180,5		95x70	75x45/72x52	110	

Technical description

- Sheet steel metal
- Zinc passivated
- Swivel bearing with double ball race
- Also available with bolt hole LC (11 mm)

Areas of application

- Brochure display stands
- Care beds
- Cleaning machines
- Computer area
- Display stands
- Dustbins
- File carts
- Food transport equipment
- Housekeeping carts
- Industrial kitchens
- Laundry carts
- Medical appliances
- Newspaper dispensers
- Occasional carts








Areas of application

- Restaurant areas
- Sales stands
- Shop fittings
- Sport equipment
- Tripods








Wheel series 32C

- Solid rubber tyre blue-grey (Shore A 80)
- Sheet steel metal rim and metal thread guard
- Zinc passivated
- Flange bearing
- Also available with other wheel variants (see on page 136)










									
357a	32C	100b	ZLD	100	32	129,5	41,5	13	80
357a	32C	125b	ZLD	125	32	154	43,5	13	100
357a	32C	150b	ZLD	150	32	180,5	51	13	110



									
357h	32C	100b	ZLD	100	32	129,5	47,5	13	80
357h	32C	125b	ZLD	125	32	154	41,5	13	100
357h	32C	150b	ZLD	150	32	180,5	38	13	110



									
357r	32C	100b	ZLD	100	32	129,5	47,5	13	80
357r	32C	125b	ZLD	125	32	154	41,5	13	100
357r	32C	150b	ZLD	150	32	180,5	38	13	110

Technical description

- Sheet steel metal
- Zinc passivated
- Swivel bearing with double ball race
- Also available with fixing pin Z622 (28x45 mm)

Areas of application

- Brochure display stands
- Care beds
- Cleaning machines
- Computer area
- Display stands
- Dustbins
- File carts
- Food transport equipment
- Housekeeping carts
- Industrial kitchens
- Laundry carts
- Medical appliances
- Newspaper dispensers
- Occasional carts

Areas of application

- Restaurant areas
- Sales stands
- Shop fittings
- Sport equipment
- Tripods



357a	32C	100b	Z522	100	32	132,5	41,5	24x45 M8	19	80
357a	32C	125b	Z522	125	32	157	43,5	24x45 M8	19	100
357a	32C	150b	Z522	150	32	183,5	51	24x45 M8	19	110



357h	32C	100b	Z522	100	32	132,5	47,5	24x45 M8	19	80
357h	32C	125b	Z522	125	32	157	41,5	24x45 M8	19	100
357h	32C	150b	Z522	150	32	183,5	38	24x45 M8	19	110



357r	32C	100b	Z522	100	32	132,5	47,5	24x45 M8	19	80
357r	32C	125b	Z522	125	32	157	41,5	24x45 M8	19	100
357r	32C	150b	Z522	150	32	183,5	38	24x45 M8	19	110

Available sockets for adaption see page 138.

Technical description

- Sheet steel metal
- Zinc passivated
- Swivel bearing with double ball race

Areas of application

- Brochure display stands
- Care beds
- Cleaning machines
- Computer area
- Display stands
- Dustbins
- File carts
- Food transport equipment
- Housekeeping carts
- Industrial kitchens
- Laundry carts
- Medical appliances
- Newspaper dispensers
- Occasional carts








Areas of application

- Restaurant areas
- Sales stands
- Shop fittings
- Sport equipment
- Tripods








Wheel series 32C

- Solid rubber tyre blue-grey (Shore A 80)
- Sheet steel metal rim and metal thread guard
- Zinc passivated
- Flange bearing
- Also available with other wheel variants (see on page 136)










								
357a	32C	100b	ZR...	100	32	132,5	41,5	80
357a	32C	125b	ZR...	125	32	157	43,5	100
357a	32C	150b	ZR...	150	32	183,5	51	110



								
357h	32C	100b	ZR...	100	32	132,5	47,5	80
357h	32C	125b	ZR...	125	32	157	41,5	100
357h	32C	150b	ZR...	150	32	183,5	38	110



								
357r	32C	100b	ZR...	100	32	132,5	47,5	80
357r	32C	125b	ZR...	125	32	157	41,5	100
357r	32C	150b	ZR...	150	32	183,5	38	110

Please indicate the required tube diameter when ordering (see page 138).



360a Swivel castor

Technical description










- Sheet steel metal
- Zinc passivated
- Swivel bearing with double ball race
- also available with total brake (360h)

Areas of application










- Computer furniture
- Deep freezer
- Photocopiers
- Shop fittings

360h












											
360a	00G	050x	ZPC	50	2x20	73	25	60x60	46x46	6	60
360a	00G	075x	ZPC	75	2x22	101	35	60x60	46x46	6	80



											
360a	33C	050b	ZPC	50	2x18	73	25	60x60	46x46	6	60
360a	33C	075b	ZPC	75	2x22	101	35	60x60	46x46	6	80



											
360a	33G	050b	ZPC	50	2x18	73	25	60x60	46x46	6	60
360a	33G	075b	ZPC	75	2x24	101	35	60x60	46x46	6	80

360a Swivel castor

Technical description

- Sheet steel metal
- Zinc passivated
- Swivel bearing with double ball race
- also available with total brake (360h)

Areas of application

- Computer furniture
- Deep freezer
- Photocopiers
- Shop fittings



360a	00G 050x ZLC	50	2x20	73	25	10	60
360a	00G 075x ZLC	75	2x22	98,5	35	10	80



360a	33C 050b ZLC	50	2x18	73	25	10	60
360a	33C 075b ZLC	75	2x22	98,5	35	10	80



360a	33G 050b ZLC	50	2x18	73	25	10	60
360a	33G 075b ZLC	75	2x24	98,5	35	10	80

361a

Swivel castor

361b

Swivel castor with central brake

Technical description












- Sheet steel metal
- zinc passivated "33C"
- Yellow chrome plated "34C"
- With double ball race
- 361a also available with bolt hole LC (10,2 mm) and LD (12,2 mm)

Areas of application












- Catering trolleys
- Light wooden furniture

For technical description of wheels see page 137














											
361a	33C	075p	ZPS	75	2x23	102	28,5	55x70	51/57x41	5,5	100














											
361b	33C	075p	ZPS	75	2x23	102	28,5	55x70	51/57x41	5,5	100



											
361a	34C	075v	GPS	75	2x23	102	28,5	55x70	51/57x41	5,5	100



											
361b	34C	075v	GPS	75	2x23	102	28,5	55x70	51/57x41	5,5	100

362a Swivel castor

Technical description

- Sheet steel metal
- Zinc passivated
- Swivel bearing with double ball race
- also available with bolt hole LC (10,2 mm)
- on inquiry also available with threaded (ZGI) and flat pin (ZCS)

Areas of application

- Brochure display stands
- Cleaning machines
- Dustbins
- Sales stands
- Shopping trolleys
- Tripods
- Wet and dry vaccum cleaners

For technical description of wheels
see page 135 to 137



362a	33F	075b	ZLC	75	23	100	30	10,2		55



362a	29K	100r	ZLD	100	30	130	37	12,2		100
362a	29K	125r	ZLD	125	32	155	38	12,2		100



362a	32C	100b	ZLD	100	30	130	37	12,2		80
362a	32C	125b	ZLD	125	32	155	38	12,2		100



362a	36K	125b	ZLD	125	32	155	38	12,2		100

363b

Swivel castor with wheel locking brake








Technical description

- Sheet steel metal
- Zinc passivated
- Swivel bearing with double ball race
- on inquiry also available with threaded (ZGI) and flat pin (ZCS)








Areas of application

- Shopping trolleys (autowalk)



								
363b	62C	125v	ZLD	125	150	43	12,2	60



									
363b	810	7575-1		125	150	43	12,2	RAL 7011	60

367a

Swivel castor

367h

Swivel castor with total brake mounted behind

364a

Fixed castor

Technical description

- Sheet steel metal
- Zinc passivated
- Swivel bearing with double ball race
- Protected from dust and water spray with plastic seal
- also available with plate PD (77x67 mm)

Wheel series 29K

- Thermoplastic elastomer tyre (TPE), iron grey RAL 7011 (Shore A 80)
- Plastic wheel centre silver grey RAL 7001
- Plastic thread guard silver grey RAL 7001
- Precision ball bearing
- Also available with other wheel variants (see on page 135)

Areas of application

- Brochure display stands
- Care beds
- Cleaning machines
- Computer area
- Display stands
- Dustbins
- File carts
- Food transport equipment
- Housekeeping carts
- Industrial kitchens
- Laundry carts
- Medical appliances
- Newspaper dispensers
- Occasional carts

Areas of application

- Restaurant areas
- Sales stands
- Shop fittings
- Sport equipment
- Tripods



367a	29K 080r	ZPF	80	30	117	43,5	95x70	75x45/72x52	9	80		
367a	29K 100r	ZPF	100	30	138	41,5	95x70	75x45/72x52	9	100		
367a	29K 125r	ZPF	125	32	162,5	43,5	95x70	75x45/72x52	9	100		
367a	29K 150r	ZPF	150	32	189	51	95x70	75x45/72x52	9	120		
367a	29K 200r	ZPF	200	32	241	61	95x70	75x45/72x52	9	120		



367h	29K 080r	ZPF	80	30	117	43,5	95x70	75x45/72x52	9	80		
367h	29K 100r	ZPF	100	30	138	41,5	95x70	75x45/72x52	9	100		
367h	29K 125r	ZPF	125	32	162,5	43,5	95x70	75x45/72x52	9	100		
367h	29K 150r	ZPF	150	32	189	51	95x70	75x45/72x52	9	120		
367h	29K 200r	ZPF	200	32	241	61	95x70	75x45/72x52	9	120		



364a	29K 080r	ZPF	80	30	117		95x70	75x45/72x52	9	80		
364a	29K 100r	ZPF	100	30	138		95x70	75x45/72x52	9	100		
364a	29K 125r	ZPF	125	32	162,5		95x70	75x45/72x52	9	100		
364a	29K 150r	ZPF	150	32	189		95x70	75x45/72x52	9	120		
364a	29K 200r	ZPF	200	32	241		95x70	75x45/72x52	9	120		

Available sockets for adaption see page 138

Technical description

- Sheet steel metal
- Zinc passivated
- Swivel bearing with double ball race
- Protected from dust and water spray with plastic seal
- also available with bolt hole LC (10,2 mm)
- on inquiry also available with fixing pin Z622 (28x45 mm)

Areas of application

- Brochure display stands
- Care beds
- Cleaning machines
- Computer area
- Display stands
- Dustbins
- File carts
- Food transport equipment
- Housekeeping carts
- Industrial kitchens
- Laundry carts
- Medical appliances
- Newspaper dispensers
- Occasional carts








Areas of application

- Restaurant areas
- Sales stands
- Shop fittings
- Sport equipment
- Tripods








Wheel series 29K

- Thermoplastic elastomer tyre (TPE), iron grey RAL 7011 (Shore A 80)
- Plastic wheel centre silver grey RAL 7001
- Plastic thread guard silver grey RAL 7001
- Precision ball bearing
- Also available with other wheel variants (see on page 135)










										
367a	29K	080r	ZLD	80	30	110	43,5	12,2		80
367a	29K	100r	ZLD	100	30	131	41,5	12,2		100
367a	29K	125r	ZLD	125	32	155,5	43,5	12,2		100
367a	29K	150r	ZLD	150	32	182	51	12,2		120
367a	29K	200r	ZLD	200	32	234	61	12,2		120










										
367h	29K	080r	ZLD	80	30	110	43,5	12,2		80
367h	29K	100r	ZLD	100	30	131	41,5	12,2		100
367h	29K	125r	ZLD	125	32	155,5	43,5	12,2		100
367h	29K	150r	ZLD	150	32	182	51	12,2		120
367h	29K	200r	ZLD	200	32	234	61	12,2		120



										
367a	29K	080r	Z522	80	30	112	43,5		24x45 M8 19	80
367a	29K	100r	Z522	100	30	133	41,5		24x45 M8 19	100
367a	29K	125r	Z522	125	32	157,5	43,5		24x45 M8 19	100
367a	29K	150r	Z522	150	32	184	51		24x45 M8 19	120
367a	29K	200r	Z522	200	32	236	61		24x45 M8 19	120



										
367h	29K	080r	Z522	80	30	112	43,5		24x45 M8 19	80
367h	29K	100r	Z522	100	30	133	41,5		24x45 M8 19	100
367h	29K	125r	Z522	125	32	157,5	43,5		24x45 M8 19	100
367h	29K	150r	Z522	150	32	184	51		24x45 M8 19	120
367h	29K	200r	Z522	200	32	236	61		24x45 M8 19	120

Technical description

- Sheet steel metal
- Zinc passivated
- Swivel bearing with double ball race
- Protected from dust and water spray with plastic seal








Areas of application

- Brochure display stands
- Care beds
- Cleaning machines
- Computer area
- Display stands
- Dustbins
- File carts
- Food transport equipment
- Housekeeping carts
- Industrial kitchens
- Laundry carts
- Medical appliances
- Newspaper dispensers
- Occasional carts








Areas of application

- Restaurant areas
- Sales stands
- Shop fittings
- Sport equipment
- Tripods



							
367a	29K 080r	ZR...	80	30	111	43,5	80
367a	29K 100r	ZR...	100	30	132	41,5	100
367a	29K 125r	ZR...	125	32	156,5	43,5	100
367a	29K 150r	ZR...	150	32	183	51	120
367a	29K 200r	ZR...	200	32	235	61	120



							
367h	29K 080r	ZR...	80	30	111	43,5	80
367h	29K 100r	ZR...	100	30	132	41,5	100
367h	29K 125r	ZR...	125	32	156,5	43,5	100
367h	29K 150r	ZR...	150	32	183	51	120
367h	29K 200r	ZR...	200	32	235	61	120

Please indicate the required tube diameter when ordering (see page 138).

Technical description

- Sheet steel metal
- Zinc passivated
- Swivel bearing with double ball race
- Protected from dust and water spray with plastic seal
- also available with plate PD (77x67 mm)

Areas of application

- Brochure display stands
- Care beds
- Cleaning machines
- Computer area
- Display stands
- Dustbins
- File carts
- Food transport equipment
- Housekeeping carts
- Industrial kitchens
- Laundry carts
- Medical appliances
- Newspaper dispensers
- Occasional carts













Areas of application

- Restaurant areas
- Sales stands
- Shop fittings
- Sport equipment
- Tripods













Wheel series 29G

- Thermoplastic elastomer tyre (TPE), iron grey RAL 7011 (Shore A 80)
- Plastic wheel centre silver grey RAL 7001
- Solid bearing
- For technical description of wheels see page 135















											
367a	29G	100r	ZPF	100	30	138	41,5	95x70	75x45/72x52	9	100
367a	29G	125r	ZPF	125	30	162,5	43,5	95x70	75x45/72x52	9	100



											
367h	29G	100r	ZPF	100	30	138	41,5	95x70	75x45/72x52	9	100
367h	29G	125r	ZPF	125	30	162,5	43,5	95x70	75x45/72x52	9	100



											
364a	29G	100r	ZPF	100	30	138		95x70	75x45/72x52	9	100
364a	29G	125r	ZPF	125	30	162,5		95x70	75x45/72x52	9	100

Available sockets for adaption see page 138.

Technical description

- Sheet steel metal
- Zinc passivated
- Swivel bearing with double ball race
- Protected from dust and water spray with plastic seal
- also available with bolt hole LC (10,2 mm)
- on inquiry also available with fixing pin Z622 (28x45 mm)

Areas of application

- Brochure display stands
- Care beds
- Cleaning machines
- Computer area
- Display stands
- Dustbins
- File carts
- Food transport equipment
- Housekeeping carts
- Industrial kitchens
- Laundry carts
- Medical appliances
- Newspaper dispensers
- Occasional carts

Areas of application

- Restaurant areas
- Sales stands
- Shop fittings
- Sport equipment
- Tripods

Wheel series 29G

- Thermoplastic elastomer tyre (TPE), iron grey RAL 7011 (Shore A 80)
- Plastic wheel centre silver grey RAL 7001
- Solid bearing
- For technical description of wheels see page 135



367a	29G	100r	ZLD	100	30	131	41,5	12,2	100
367a	29G	125r	ZLD	125	30	155,5	43,5	12,2	100



367h	29G	100r	ZLD	100	30	131	41,5	12,2	100
367h	29G	125r	ZLD	125	30	155,5	43,5	12,2	100



367a	29G	100r	Z522	100	30	133	41,5	24x45 M8 19	100
367a	29G	125r	Z522	125	30	157,5	43,5	24x45 M8 19	100



367h	29G	100r	Z522	100	30	133	41,5	24x45 M8 19	100
367h	29G	125r	Z522	125	30	157,5	43,5	24x45 M8 19	100

Technical description

- Sheet steel metal
- zinc passivated
- Swivel bearing with double ball race
- Protected from dust and water spray with plastic seal

Areas of application

- Brochure display stands
- Care beds
- Cleaning machines
- Computer area
- Display stands
- Dustbins
- File carts
- Food transport equipment
- Housekeeping carts
- Industrial kitchens
- Laundry carts
- Medical appliances
- Newspaper dispensers
- Occasional carts








Areas of application

- Restaurant areas
- Sales stands
- Shop fittings
- Sport equipment
- Tripods








Wheel series 29G

- Thermoplastic elastomer tyre (TPE), iron grey RAL 7011 (Shore A 80)
- Plastic wheel centre silver grey RAL 7001
- Solid bearing
- For technical description of wheels see page 135



							
367a	29G 100r	ZR...	100	30	132	41,5	100
367a	29G 125r	ZR...	125	30	156,5	43,5	100



							
367h	29G 100r	ZR...	100	30	132	41,5	100
367h	29G 125r	ZR...	125	30	156,5	43,5	100

Please indicate the required tube diameter when ordering (see page 138).

Technical description

- Sheet steel metal
- Zinc passivated
- Swivel bearing with double ball race
- Protected from dust and water spray with plastic seal
- also available with plate PD (77x67 mm)

Areas of application

- Brochure display stands
- Care beds
- Cleaning machines
- Computer area
- Display stands
- Dustbins
- File carts
- Food transport equipment
- Housekeeping carts
- Industrial kitchens
- Laundry carts
- Medical appliances
- Newspaper dispensers
- Occasional carts

Areas of application

- Restaurant areas
- Sales stands
- Shop fittings
- Sport equipment
- Tripods

Wheel series 32C

- Solid rubber tyre blue-grey (Shore A 80)
- Sheet steel metal rim and metal thread guard
- Zinc passivated
- Flange bearing/ball bearing*
- Also available with other wheel variants (see on page 136)



367a	32C 080b	ZPF	80	30	117	43,5	95x70	75x45/72x52	9	80		
367a	32C 100b	ZPF	100	32	138	41,5	95x70	75x45/72x52	9	80		
367a	32C 125b	ZPF	125	32	162,5	43,5	95x70	75x45/72x52	9	100		
367a	32C 150b	ZPF	150	32	189	51	95x70	75x45/72x52	9	110		
367a	32C 200b	ZPF*	200	32	241	61	95x70	75x45/72x52	9	120		



367h	32C 080b	ZPF	80	30	117	43,5	95x70	75x45/72x52	9	80		
367h	32C 100b	ZPF	100	32	138	41,5	95x70	75x45/72x52	9	80		
367h	32C 125b	ZPF	125	32	162,5	43,5	95x70	75x45/72x52	9	100		
367h	32C 150b	ZPF	150	32	189	51	95x70	75x45/72x52	9	110		
367h	32C 200b	ZPF*	200	32	241	61	95x70	75x45/72x52	9	120		



364a	32C 080b	ZPF	80	30	117		95x70	75x45/72x52	9	80		
364a	32C 100b	ZPF	100	32	138		95x70	75x45/72x52	9	80		
364a	32C 125b	ZPF	125	32	162,5		95x70	75x45/72x52	9	100		
364a	32C 150b	ZPF	150	32	189		95x70	75x45/72x52	9	110		
364a	32C 200b	ZPF*	200	32	241		95x70	75x45/72x52	9	120		

Available sockets for adaption see page 138.

Technical description

- Sheet steel metal
- Zinc passivated
- Swivel bearing with double ball race
- Protected from dust and water spray with plastic seal
- also available with bolt hole LC (10,2 mm)
- on inquiry also available with fixing pin Z622 (28x45 mm)

Areas of application

- Brochure display stands
- Care beds
- Cleaning machines
- Computer area
- Display stands
- Dustbins
- File carts
- Food transport equipment
- Housekeeping carts
- Industrial kitchens
- Laundry carts
- Medical appliances
- Newspaper dispensers
- Occasional carts











Areas of application

- Restaurant areas
- Sales stands
- Shop fittings
- Sport equipment
- Tripods











Wheel series 32C

- Solid rubber tyre blue-grey (Shore A 80)
- Sheet steel metal rim and metal thread guard
- Zinc passivated
- Flange bearing/ball bearing*
- Also available with other wheel variants (see on page 136)













										
367a	32C 080b ZLD	80	30	110	43,5	12,2				80
367a	32C 100b ZLD	100	32	131	41,5	12,2				80
367a	32C 125b ZLD	125	32	155,5	43,5	12,2				100
367a	32C 150b ZLD	150	32	182	51	12,2				110
367a	32C 200b ZLD*	200	32	234	61	12,2				120













										
367h	32C 080b ZLD	80	30	110	43,5	12,2				80
367h	32C 100b ZLD	100	32	131	41,5	12,2				80
367h	32C 125b ZLD	125	32	155,5	43,5	12,2				100
367h	32C 150b ZLD	150	32	182	51	12,2				110
367h	32C 200b ZLD*	200	32	234	61	12,2				120



										
367a	32C 080b Z522	80	30	112	43,5		24x45 M8	19		80
367a	32C 100b Z522	100	32	133	41,5		24x45 M8	19		80
367a	32C 125b Z522	125	32	157,5	43,5		24x45 M8	19		100
367a	32C 150b Z522	150	32	184	51		24x45 M8	19		110
367a	32C 200b Z522*	200	32	236	61		24x45 M8	19		120



										
367h	32C 080b Z522	80	30	112	43,5		24x45 M8	19		80
367h	32C 100b Z522	100	32	133	41,5		24x45 M8	19		80
367h	32C 125b Z522	125	32	157,5	43,5		24x45 M8	19		100
367h	32C 150b Z522	150	32	184	51		24x45 M8	19		110
367h	32C 200b Z522*	200	32	236	61		24x45 M8	19		120

Technical description

- Sheet steel metal
- Zinc passivated
- Swivel bearing with double ball race
- Protected from dust and water spray with plastic seal

Areas of application

- Brochure display stands
- Care beds
- Cleaning machines
- Computer area
- Display stands
- Dustbins
- File carts
- Food transport equipment
- Housekeeping carts
- Industrial kitchens
- Laundry carts
- Medical appliances
- Newspaper dispensers
- Occasional carts








Areas of application

- Restaurant areas
- Sales stands
- Shop fittings
- Sport equipment
- Tripods








Wheel series 32C

- Solid rubber tyre blue-grey (Shore A 80)
- Sheet steel metal rim and metal thread guard
- Zinc passivated
- Flange bearing/ball bearing*
- Also available with other wheel variants (see on page 136)



						
367a	32C 080b ZR...	80	30	111	43,5	80
367a	32C 100b ZR...	100	32	132	41,5	80
367a	32C 125b ZR...	125	32	156,5	43,5	100
367a	32C 150b ZR...	150	32	183	51	110
367a	32C 200b ZR...*	200	32	235	61	120



						
367h	32C 080b ZR...	80	30	111	43,5	80
367h	32C 100b ZR...	100	32	132	41,5	80
367h	32C 125b ZR...	125	32	156,5	43,5	100
367h	32C 150b ZR...	150	32	183	51	110
367h	32C 200b ZR...*	200	32	235	61	120

Please indicate the required tube diameter when ordering (see page 138).

600a

Swivel castor

600r

Swivel castor with directional brake

600h

Swivel castor with total brake mounted behind

Technical description

- Plastic iron grey RAL 7011
- Special solid bearing supported with ball bearing








Areas of application

- Care beds
- Computer area
- File carts
- Gastronomy
- Housekeeping carts
- Industrial kitchens
- Laundries
- Medical appliances
- Occasional carts
- Serving trolleys
- Shop fittings








Wheel series 29K

- Thermoplastic elastomer tyre (TPE), iron grey RAL 7011 (Shore A 80)
- Plastic wheel centre silver grey RAL 7001
- Plastic thread guard silver grey RAL 7001
- Precision ball bearing
- Also available with other wheel variants (see on page 135)










									
600a	29K	125r	K522	125	32	159	42,5	24x45 M8 19	100



									
600h	29K	125r	K522	125	32	159	42,5	24x45 M8 19	100



									
600r	29K	125r	K522	125	32	159	42,5	24x45 M8 19	100

Available sockets for adaption see page 138

Technical description

- Plastic iron grey RAL 7011
- Special solid bearing supported with ball bearing
- also available with threaded pin KGD (12x25 mm) or KGU (13x25 mm)

Areas of application

- Care beds
- Computer area
- File carts
- Gastronomy
- Housekeeping carts
- Industrial kitchens
- Laundries
- Medical appliances
- Occasional carts
- Serving trolleys
- Shop fittings

Wheel series 29K

- Thermoplastic elastomer tyre (TPE), iron grey RAL 7011 (Shore A 80)
- Plastic wheel centre silver grey RAL 7001
- Plastic thread guard silver grey RAL 7001
- Precision ball bearing
- Also available with other wheel variants (see on page 135)



600a	29K	125r	KGC	125	32	159	42,5	10x25	100	



600h	29K	125r	KGC	125	32	159	42,5	10x25	100	



600r	29K	125r	KGC	125	32	159	42,5	10x25	100	

Technical description

- Plastic iron grey RAL 7011
- Special solid bearing supported with ball bearing

Areas of application

- Care beds
- Computer area
- File carts
- Gastronomy
- Housekeeping carts
- Industrial kitchens
- Laundries
- Medical appliances
- Occasional carts
- Serving trolleys
- Shop fittings










Wheel series 29K

- Thermoplastic elastomer tyre (TPE), iron grey RAL 7011 (Shore A 80)
- Plastic wheel centre silver grey RAL 7001
- Plastic thread guard silver grey RAL 7001
- Precision ball bearing
- Also available with other wheel variants (see on page 135)












											
600a	29K	125r	KPF	125	32	164	42,5	95x70	75x45/72x52	9	100



											
600h	29K	125r	KPF	125	32	164	42,5	95x70	75x45/72x52	9	100



											
600r	29K	125r	KPF	125	32	164	42,5	95x70	75x45/72x52	9	100



Healthy gentle rolling.

Medical equipment castors

The innovation: 399

High grade, centrally lockable bed castor with new integrated wheel lock. Various colours possible, hygiene-friendly, corrosion-free. Suitable for cleaning in disinfection cabins. Aluminium die-cast housing. Sealed precision ball bearings in the fork head, brake contour adapted to wheel, maintenance-free. 150 kg load capacity.

Unique design: *winner of red dot design award!*

Sometimes it's a matter of seconds – the right medication, the appropriate team, and the necessary luck. Fine, at times like this you need the reassurance that the castors from RHOMBUS are dependable. We deliver our promises: quiet operation, load-bearing capacity, safety and long product life.

390q

Swivel castor with central brake

390r

Swivel castor with directional brake

Technical description








- Sheet steel metal
- Zinc passivated
- Double ball bearing in swivel head
- Protected from dust and water ingress by plastic sealing ring
- Integrated selection mechanism with total lock "q" and directional locking "r"
- Selection mechanism continually greased
- Device to permit adjustment of the braking effect (without removing the castor or wheel)
- Also available with other wheel variants (see on page 135+136)

Areas of application








- Care beds
- Hospital beds
- Intensive care beds
- OP beds

Guideline for finding the correct structure of attachment, sockets for round and square tubes, as well as foot and transmission lever, see on page 82-84










									
390q 390r	29K	080r	Z2351	80	30	113	44	80	
390q 390r	29K	100r	Z2351	100	30	133	42	100	
390q 390r	29K	125r	Z2351	125	32	158	44	100	
390q 390r	29K	150r	Z2351	150	32	184	51	120	
390q 390r	29K	200r	Z2351	200	32	237	61	120	










									
390q 390r	29K	080r	Z985	80	30	113	44	80	
390q 390r	29K	100r	Z985	100	30	133	42	100	
390q 390r	29K	125r	Z985	125	32	158	44	100	
390q 390r	29K	150r	Z985	150	32	184	51	120	
390q 390r	29K	200r	Z985	200	32	237	61	120	



									
390q 390r	32C	080b	Z2351	80	30	113	44	80	
390q 390r	32C	100b	Z2351	100	32	133	42	80	
390q 390r	32C	125b	Z2351	125	32	158	44	100	
390q 390r	32C	150b	Z2351	150	32	184	51	110	
390q 390r	32C	200b	Z2351	200	32	237	61	120	



									
390q 390r	32C	080b	Z985	80	30	113	44	80	
390q 390r	32C	100b	Z985	100	32	133	42	80	
390q 390r	32C	125b	Z985	125	32	158	44	100	
390q 390r	32C	150b	Z985	150	32	184	51	110	
390q 390r	32C	200b	Z985	200	32	237	61	120	

390+q Swivel castor with central brake

390+r Swivel castor with directional brake

Technical description








- Sheet steel metal
- Zinc passivated
- Double ball bearing in swivel head
- Up-to-date design with high-quality plastic cover
- Suitable for cleaning in disinfecting cubicle
- Protected from dust and water
- Integrated selection mechanism with total lock "q" and directional locking "r"
- Selection mechanism continually greased
- Also available with other wheel variants (see on page 135)

Areas of application








- Care beds
- Hospital beds
- Intensive care beds
- OP beds

Guideline for finding the correct structure of attachment, sockets for round and square tubes, as well as foot and transmission lever, see on page 82-84










										
390q	390r	29K	100r	Z2351 C	100	30	133	42	RAL 9010	100
390q	390r	29K	125r	Z2351 C	125	32	158	44	RAL 9010	100
390q	390r	29K	150r	Z2351 C	150	32	184	51	RAL 9010	120
390q	390r	29K	200r	Z2351 C	200	32	237	61	RAL 9010	120










										
390q	390r	29K	100r	Z985 C	100	30	133	42	RAL 9010	100
390q	390r	29K	125r	Z985 C	125	32	158	44	RAL 9010	100
390q	390r	29K	150r	Z985 C	150	32	184	51	RAL 9010	120
390q	390r	29K	200r	Z985 C	200	32	237	61	RAL 9010	120



										
390q	390r	29K	100r	Z2351 CA	100	30	133	42	metallic	100
390q	390r	29K	125r	Z2351 CA	125	32	158	44	metallic	100
390q	390r	29K	150r	Z2351 CA	150	32	184	51	metallic	120
390q	390r	29K	200r	Z2351 CA	200	32	237	61	metallic	120



										
390q	390r	29K	100r	Z985 CA	100	30	133	42	metallic	100
390q	390r	29K	125r	Z985 CA	125	32	158	44	metallic	100
390q	390r	29K	150r	Z985 CA	150	32	184	51	metallic	120
390q	390r	29K	200r	Z985 CA	200	32	237	61	metallic	120

Technical description

- Sheet steel metal
- Zinc passivated
- Double ball bearing in swivel head
- Up-to-date design with high-quality plastic cover
- Suitable for cleaning in disinfecting cubicle
- Protected from dust and water
- Integrated selection mechanism with total lock "q" and directional locking "r"
- Selection mechanism continually greased
- Also available with other wheel variants (see on page 136)

Areas of application

- Care beds
- Hospital beds
- Intensive care beds
- OP beds

Guideline for finding the correct structure of attachment, sockets for round and square tubes, as well as foot and transmission lever, see on page 82-84



390q	390r	32C	125b	Z2351 C	125	32	158	44	RAL 9010	100
390q	390r	32C	150b	Z2351 C	150	32	184	51	RAL 9010	110
390q	390r	32C	200b	Z2351 C	200	32	237	61	RAL 9010	120



390q	390r	32C	125b	Z985 C	125	32	158	44	RAL 9010	100
390q	390r	32C	150b	Z985 C	150	32	184	51	RAL 9010	110
390q	390r	32C	200b	Z985 C	200	32	237	61	RAL 9010	120



390q	390r	32C	125b	Z2351 CA	125	32	158	44	metallic	100
390q	390r	32C	150b	Z2351 CA	150	32	184	51	metallic	110
390q	390r	32C	200b	Z2351 CA	200	32	237	61	metallic	120



390q	390r	32C	125b	Z985 CA	125	32	158	44	metallic	100
390q	390r	32C	150b	Z985 CA	150	32	184	51	metallic	110
390q	390r	32C	200b	Z985 CA	200	32	237	61	metallic	120

391q

Swivel castor with central brake

391r

Swivel castor with directional brake

Technical description

- Sheet steel metal
- Zinc passivated or chrome-plated
- Suitable for cleaning in disinfecting cubicle
- Integrated selection mechanism with total locking brake “q” and directional lock brake “r”
- Selection mechanism continually greased
- Device to permit adjustment of the braking effect (without removing the castor or wheel)
- Also available with other wheel variants (see on page 135+136)








Areas of application

- Care beds
- Hospital beds
- Intensive care beds
- OP beds








Precision ball bearings in the fork head

Guideline for finding the correct structure of attachment, sockets for round and square tubes, as well as foot and transmission lever, see on page 82-84










									
391q 391r	29K	100r	Z2351	100	30	139	42	100	
391q 391r	29K	125r	Z2351	125	32	164	44	100	
391q 391r	29K	150r	Z2351	150	32	191	51	120	
391q 391r	29K	200r	Z2351	200	32	243	61	120	










									
391q 391r	29K	100r	Z985	100	30	139	42	100	
391q 391r	29K	125r	Z985	125	32	164	44	100	
391q 391r	29K	150r	Z985	150	32	191	51	120	
391q 391r	29K	200r	Z985	200	32	243	61	120	



									
391q 391r	32C	100b	Z2351	100	32	139	42	80	
391q 391r	32C	125b	Z2351	125	32	164	44	100	
391q 391r	32C	150b	Z2351	150	32	191	51	120	
391q 391r	32C	200b	Z2351	200	32	243	61	120	



									
391q 391r	32C	100b	Z985	100	32	139	42	80	
391q 391r	32C	125b	Z985	125	32	164	44	100	
391q 391r	32C	150b	Z985	150	32	191	51	120	
391q 391r	32C	200b	Z985	200	32	243	61	120	

380 q

Swivel castor with central brake

380 r

Swivel castor with directional brake

Technical description

- Plastic housing of polyamide white 9010
- Precision ball bearings in the fork head
- Suitable for cleaning in disinfecting cubicles
- Modern design
- Smooth selection function
- Integrated selection mechanism with total locking brake "q" and direction locking brake "r"
- Selection mechanism continually greased
- For technical description of wheels see page 135

Areas of application

- Care beds
- Hospital beds
- Intensive care beds
- OP beds

Guideline for finding the correct structure of attachment, sockets for round and square tubes, as well as foot and transmission lever, see on page 82-84



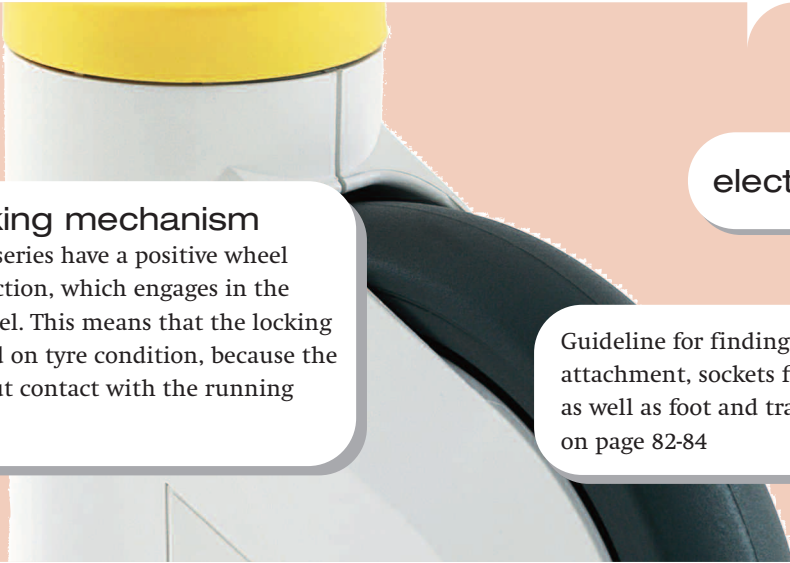
380q	380r	29K	150v	K2351	150	32	185	50	RAL 9010	120



380q	380r	29K	150v	K985	150	32	185	50	RAL 9010	120



reddot design award
winner



Innovative locking mechanism

The castors of the 380 series have a positive wheel lock, not reliant on friction, which engages in the central web of the wheel. This means that the locking action does not depend on tyre condition, because the castor is braked without contact with the running surface of the tyre.

electrically conductive!

Guideline for finding the correct structure of attachment, sockets for round and square tubes, as well as foot and transmission lever, see on page 82-84



380q 380r	29K	150y	K2351	150	32	185	50	RAL 9010 120



380q 380r	29K	150y	K985	150	32	185	50	RAL 9010 120

381a

Swivel castor

381h

Swivel castor with total brake

Technical description









- Plastic castor
- Wheels have easy rollability
- The design protects axle / bearing areas from hair / water
- Total lock models lock both the wheel and swivel
- Also available wheel diameter 125 mm with fixing pin K622 (28x45 mm)











Areas of application

- Care beds
- Diagnostic Equipment
- Electronic Equipment
- Medical appliances
- Patient Lifts










										
381a	40K	075v	KPS	75	59/2x10	105	94x64	78/72x45	8,5	75
381a	40K	100v	KPS	100	66/2x12	137	94x64	78/72x45	8,5	100
381a	40K	125v	KPS	125	76/2x12	158	94x64	78/72x45	8,5	110










										
381h	40K	075v	KPS	75	59/2x10	105	94x64	78/72x45	8,5	75
381h	40K	100v	KPS	100	66/2x12	137	94x64	78/72x45	8,5	100
381h	40K	125v	KPS	125	76/2x12	158	94x64	78/72x45	8,5	110



										
381a	40K	075v	KGD	75	59/2x10	95	12x25			75
381a	40K	100v	KGD	100	66/2x12	125	12x25			100
381a	40K	125v	KGD	125	76/2x12	146	12x25			110



										
381h	40K	075v	KGD	75	59/2x10	95	12x25			75
381h	40K	100v	KGD	100	66/2x12	125	12x25			100
381h	40K	125v	KGD	125	76/2x12	146	12x25			110

383q

Swivel castor with central brake

383r

Swivel castor with directional brake

















Technical description

- Plastic housing of polyamide white RAL 9010
- Precision ball bearings in the fork head
- Suitable for cleaning in disinfecting cubicles
- Smooth selection function
- Integrated selection mechanism with total locking brake "q" and direction locking brake "r"
- Selection mechanism continually greased
- On inquiry with electrically conductive wheel

Areas of application

- Care beds
- Hospital beds
- OP beds

Guideline for finding the correct structure of attachment, foot and transmission lever, see on page 82-84

	 	   	
	<hr/> <hr/>	<hr/> <hr/>	<hr/> <hr/>
	383q 383r 40K 125v K2351 125 64 150 31 120 383q 383r 40K 150v K2351 150 64 175 40 150	<hr/> <hr/>	<hr/> <hr/>
	 	   	
	<hr/> <hr/>	<hr/> <hr/>	<hr/> <hr/>
	383q 383r 40K 125v K985 125 64 150 31 120 383q 383r 40K 150v K985 150 64 175 40 150	<hr/> <hr/>	<hr/> <hr/>

399q

Swivel castor with central brake

399r

Swivel castor with directional brake

399a

Swivel castor with plate fitting



reddot design award
winner

Technical description

- Die-cast aluminium load-bearing housing
- Highly polished plastic cover, optionally in white RAL 9016 or metallic
- Unique design and patented technology
- Precision ball bearings in the fork head
- Suitable for cleaning in disinfection cabins
- Smooth selection function
- Integrated selection mechanism with total locking brake "q" and direction locking brake "r"
- Permanently grease filled in the switch mechanism
- Wheel with TPU tyre, 64 Shore D, ball bearing
- On inquiry with electrically conductive wheel

Areas of application

- Care beds
- Hospital beds
- Intensive care beds
- Medical appliances
- OP beds
- OP tables
- furnitures

Guideline for finding the correct structure of attachment, sockets for round and square tubes, as well as foot and transmission lever, see on page 82-84



399q 399r	38K 150v	K2351	150	32	188 42	120



399q 399r	38K 150v	K985	150	32	188 42	120



399a	38K 150v	KPF	150	32	201 42	95x70	75x45/72x52	9 120

398q

Swivel castor with central brake

398r

Swivel castor with directional brake

NEW!

Technical description








- Die-cast aluminium load-bearing housing
- Highly polished plastic cover
- Precision ball bearings in the fork head
- Suitable for cleaning in disinfection cabins
- Smooth selection function
- Integrated selection mechanism with total locking brake "q" and direction locking brake "r"
- Permanently grease filled in the switch mechanism
- Load capacity 150 kg
- Also available with electrically conductive wheel
- For technical description of wheels see page 128

Areas of application








- Care beds
- Hospital beds
- Intensive care beds
- Medical appliances
- OP beds
- OP tables

Guideline for finding the correct structure of attachment, sockets for round and square tubes, as well as foot and transmission lever, see on page 82-84



						
398q 398r	29K 125v K2351ZA	125	32	158	40	RAL 9010 150
398q 398r	29K 150v K2351	150	32	188	42	RAL 9010 150
398q 398r	37K 200v K2351ZA	200	32	229	56	RAL 9010 150



						
398q 398r	29K 125v K985	125	32	158	40	RAL 9010 150
398q 398r	29K 150v K985	150	32	188	42	RAL 9010 150
398q 398r	37K 200v K985	200	32	229	56	RAL 9010 150

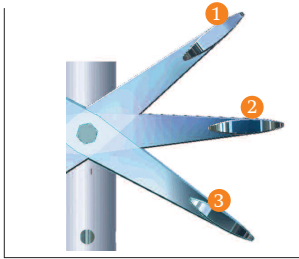


Accessories for central locking hospital bed castors

Product	Specification	Article number
	<p>Wall bumper</p> <p>95 mm</p>	<p>49G</p>
	<p>Snap-on adapter sleeves round (see adapter measurements on page 84)</p>	
	<p>Snap-on adapter sleeves square (see adapter measurements on page 84)</p>	
	<p>Foot pedal double</p> <p>left</p> <p>right</p>	<p>DHL</p> <p>DHR</p>
	<p>Foot pedal double (Plastic)</p> <p>left/right</p>	<p>KDH - 9010/7037 - 30° or 45°</p>
	<p>Foot pedal single</p> <p>left</p> <p>right</p>	<p>EHL</p> <p>EHR</p>
	<p>Foot pedal single (Plastic)</p> <p>left</p> <p>right</p>	<p>KEHL - 9010/7016 - 30° or 45°</p> <p>KEHR - 9010/7016 - 30° or 45°</p>
	<p>Transmission lever long</p>	<p>MNL</p>
	<p>Transmission lever short</p>	<p>MNK</p>

Central locking brakes

Hospital beds must be reliable and easy to manoeuvre. Modern hospital beds are therefore equipped with central locking brake mechanisms, which enable time and energy-saving operation.

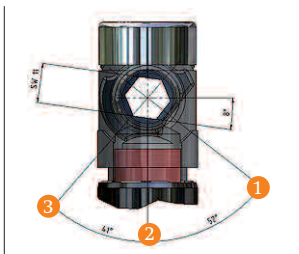


Directional locking brakes

For setting of straight ahead motion, the use of a directional locking brake integrated in the fixing pin is recommended.

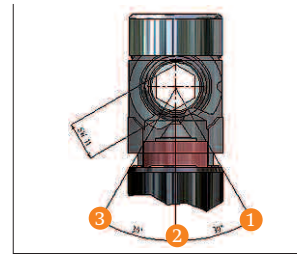
The mechanism allows a central pedal to select the following modes of operation:

- 1: Motion straight ahead (only when equipped with directional locking brake mode)
- 2: Changes of direction: free mobility of all castors
- 3: Full locking of all four castors

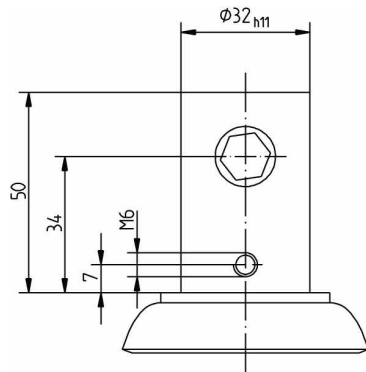


Fixing pins

Standard-cam (41° and 52°)

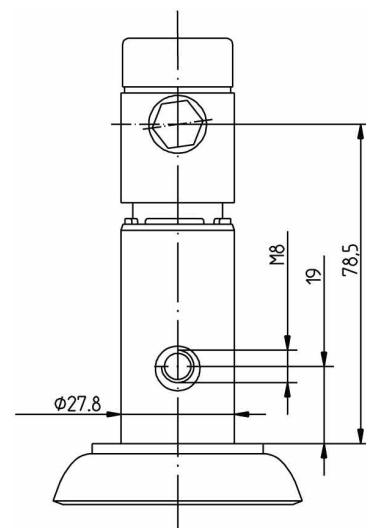


30°-cam



Fixing Pin 34 mm

- _ For standard insertion measurement $\phi 32$
- _ Switching shaft variants A/B
- _ Switching shaft in line or across direction of travel
- _ Four tapped fixing holes



Fixing Pin 78,5 mm

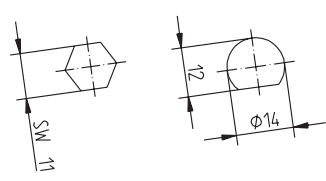
- _ For standard insertion measurement $\phi 28$
- _ Switching shaft variants A/B
- _ Switching shaft in line or across direction of travel
- _ Four tapped fixing holes
- _ Snap-on adapter sleeves for different tube measurements available!

The 4-digit order number

How to use the 4-digit order number, e.g.

390q 29K 150v Z 2351

For the products in this chapter further information needs to be added to our reference number (coloured underlays).

1. Digit:	Distance from the tube seat to middle of the switching bar*	Kind of cam	Switching shaft	A	B
2	x = 78,5 mm	Standard-cam	A		
4	x = 78,5 mm	30°-cam	A		
6	x = 78,5 mm	14-12-cam	B		
8	x = 34 mm	Standard-cam	A		
9	x = 34 mm	30°-cam	A		

***on request: in 71 mm possible**

2. Digit:	Size of the threaded hole*	Distance from the tube seat to the middle of the threaded hole
3	M8	y = 19 mm
8	M6	y = 7 mm


***on request: M6 / 18 mm and M8 / 18 mm possible**

3. Digit:	Position of the bar to the travel direction	Position of the threaded hole to the travel direction
5	across	4-tapped holes
6	along	4-tapped holes

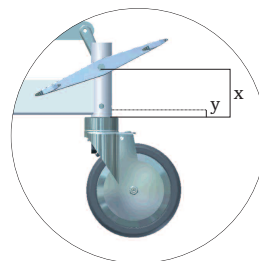
4. Digit:	Adapter measurement		Adapter measurement		
	measurement	socket (Art. No.)	measurement	socket (Art. No.)	
0	without				
1	Ø 27,8	9 229 111	5	Ø 28,9	9 229 048
2	Ø 28	9 229 050	6	Ø 33,65	9 229 029
3	Ø 28,2	9 229 025	7	Ø 33,65	9 229 023
4	Ø 28,4	9 229 026	8	Ø 36	HB 22 + 9 229 111



Type I
Foot pedal
across direction of travel



Type II
Foot pedal
along direction of travel



only for pins 71 mm and 78,5 mm

When ordering please indicate additionally to order number:

- Integrated directional lock (directional locking brake): yes/no



*Virtually unlimited
mileage.*

Transport appliance castors

Our long distance runner: 441a

Stable sheet steel design and proven technology, easily running double ball bearing for good manoeuvrability; wide choice of wheels for different areas of application.



The global world of networking is shaping new demands on logistics and the transport business. Mobility is being understood in a new way. Not only across national borders, but in the internal flow of goods. Castors from RHOMBUS are solid and reliable components within this agile cycle. They move trolleys, workbenches, switch cabinets, cleaning equipment and other mobile facilities – and have just one goal in the process: to guarantee quality – forever.

440a

Swivel castor

438a

Fixed castor

Technical description

- Sheet steel metal housing
- Zinc passivated
- Swivel bearing with double ball race
- Wheel axis screwed-on

Areas of application

- Transport containers

Wheel series 00R

- Polyamide tyre black
- Roller bearing
- Also available with other wheel variants (see on page 129)



440a	00R	058z	ZPS	58	29	75	15	79x60	60x40	6,5	80	
440a	00R	065z	ZPS	65	33	88	20	95x70	75x45	6,5	100	
440a	00R	080z	ZPS	80	33	100	20	102x79	85x60	8,5	125	
440a	00R	100z	ZPS	100	40	125	20	133x104	104x77	8,5	200	



438a	00R	058z	ZPS	58	29	75		95x54	71x24	6,5	80
438a	00R	065z	ZPS	65	33	88		95x54	71x24	6,5	100
438a	00R	080z	ZPS	80	33	100		128x65	102x31	8,5	125
438a	00R	100z	ZPS	100	40	125		161x82	127x43	8,5	200

441a 441h

Swivel castor
Swivel castor with total brake mounted behind

441i 439a

Swivel castor with total brake mounted in front
Fixed castor

Technical description

- Stable sheet steel design and proven technology
- Easy running double ball bearing for good manoeuvrability
- Wide choice of wheels for different areas of application
- Can be fitted with different total locks
- Load capacity range from 50 - 205 kg/castor
- For wheel diameter 160+200 mm <<ASLaZ = screw-on directional lock>> is also available (see on page 110)

Areas of application

- Assembly dolly
- Creeper dolly
- Magazine carts
- Picking carts
- Tool trolleys
- Transport containers

Wheel series 08R

- Solid rubber tyre black (Shore A 80)
- Sheet steel metal rim zinc passivated
- Roller bearing
- Also available with other wheel variants (see on page 132)



441a	08R	080c	ZPH	80	20	107	34	104x80	72x52/80x60	9	50	
441a	08R	100c	ZPH	100	22	128	34	104x80	72x52/80x60	9	70	
441a	08R	125c	ZPH	125	22	152	32	104x80	72x52/80x60	9	100	
441a	08R	125c	ZPI	125	25	156	37	115x85	80x55/60	9	100	
441a	08R	160c	ZPK	160	28	197	48	138x109	105x75/80	11	135	
441a	08R	200c	ZPK	200	31	237	58	138x109	105x75/80	11	205	



441h	08R	080c	ZPH	80	20	107	34	104x80	72x52/80x60	9	50	
441h	08R	100c	ZPH	100	22	128	34	104x80	72x52/80x60	9	70	
441h	08R	125c	ZPH	125	22	152	32	104x80	72x52/80x60	9	100	
441h	08R	125c	ZPI	125	25	156	37	115x85	80x55/60	9	100	
441h	08R	160c	ZPK	160	28	197	48	138x109	105x75/80	11	135	
441h	08R	200c	ZPK	200	31	237	58	138x109	105x75/80	11	205	



441i	08R	160c	ZPK	160	28	197	48	138x109	105x75/80	11	135	
441i	08R	200c	ZPK	200	31	237	58	138x109	105x75/80	11	205	



439a	08R	080c	ZPG	80	20	107		104x84	72x52/80x60	9	50	
439a	08R	100c	ZPG	100	22	128		104x84	72x52/80x60	9	70	
439a	08R	125c	ZPG	125	22	152		104x84	72x52/80x60	9	100	
439a	08R	125c	ZPI	125	25	156		115x85	80x55/60	9	100	
439a	08R	160c	ZPK	160	28	197		138x109	105x75/80	11	135	
439a	08R	200c	ZPK	200	31	237		138x109	105x75/80	11	205	

441a

441h

Swivel castor

Swivel castor with total brake mounted behind

439a

Fixed castor

Technical description

- Stable sheet steel design and proven technology
- Easy running double ball bearing for good manoeuvrability
- Sealing ring in swivel head
- Load capacity range from 70 – 230 kg/castor

Areas of application

- Assembly dolly
- Creeper dolly
- Magazine carts
- Picking carts
- Tool trolleys
- Transport containers

Wheel series 08R

- Solid rubber tyre black (Shore A 80)
- Sheet steel metal rim zinc passivated
- Roller bearing
- Technical details see on page 132



441a	08R	080c	ZPH-5	80	22	112	35	100x80	80x60	9	70	
441a	08R	100c	ZPH-5	100	22	128	39	100x80	80x60	9	90	
441a	08R	125c	ZPH-5	125	28	152	35	100x80	80x60	9	120	
441a	08R	160c	ZPK-5	160	30	193	57	140x110	105x80	11	200	
441a	08R	200c	ZPK-5	200	30	232	62	140x110	105x80	11	230	



441h	08R	080c	ZPH-5	80	22	112	35	100x80	80x60	9	70
441h	08R	100c	ZPH-5	100	22	128	39	100x80	80x60	9	90
441h	08R	125c	ZPH-5	125	28	152	35	100x80	80x60	9	120
441h	08R	160c	ZPK-5	160	30	193	57	140x110	105x80	11	200
441h	08R	200c	ZPK-5	200	30	232	62	140x110	105x80	11	230



439a	08R	080c	ZPG-5	80	22	112		100x84	80x60	9 70
439a	08R	100c	ZPG-5	100	22	128		100x84	80x60	9 90
439a	08R	125c	ZPG-5	125	28	152		100x84	80x60	9 120
439a	08R	160c	ZPK-5	160	30	193		146x107	105x80	11 200
439a	08R	200c	ZPK-5	200	30	232		146x107	105x80	11 230

Technical description

- Stable sheet steel design and proven technology
- Easy running double ball bearing for good manoeuvrability
- Wide choice of wheels for different areas of application
- Can be fitted with different total locks
- Load capacity range from 50 - 205 kg/castor
- For wheel diameter 160+200 mm <<ASLaZ = screw-on directional lock>> is also available (see on page 110)









Areas of application

- Assembly dolly
- Creeper dolly
- Magazine carts
- Picking carts
- Tool trolleys
- Transport containers









Wheel series 07R

- Solid rubber tyre black (Shore A 80)
- Plastic wheel body
- Roller bearing
- Also available with other wheel variants (see on page 131)











											
441a	07R	080c	ZPH	80	20	107	34	104x80	72x52/80x60	9	50
441a	07R	100c	ZPH	100	22	128	34	104x80	72x52/80x60	9	70
441a	07R	125c	ZPH	125	22	152	32	104x80	72x52/80x60	9	100
441a	07R	125c	ZPI	125	25	156	37	115x85	80x55/60	9	100
441a	07R	160c	ZPK	160	28	197	48	138x109	105x75/80	11	135
441a	07R	200c	ZPK	200	31	237	58	138x109	105x75/80	11	205











											
441h	07R	080c	ZPH	80	20	107	34	104x80	72x52/80x60	9	50
441h	07R	100c	ZPH	100	22	128	34	104x80	72x52/80x60	9	70
441h	07R	125c	ZPH	125	22	152	32	104x80	72x52/80x60	9	100
441h	07R	125c	ZPI	125	25	156	37	115x85	80x55/60	9	100
441h	07R	160c	ZPK	160	28	197	48	138x109	105x75/80	11	135
441h	07R	200c	ZPK	200	31	237	58	138x109	105x75/80	11	205



											
441i	07R	160c	ZPK	160	28	197	48	138x109	105x75/80	11	135
441i	07R	200c	ZPK	200	31	237	58	138x109	105x75/80	11	205



											
439a	07R	080c	ZPG	80	20	107		104x84	72x52/80x60	9	50
439a	07R	100c	ZPG	100	22	128		104x84	72x52/80x60	9	70
439a	07R	125c	ZPG	125	22	152		104x84	72x52/80x60	9	100
439a	07R	125c	ZPI	125	25	156		115x85	80x55/60	9	100
439a	07R	160c	ZPK	160	28	197		138x109	105x75/80	11	135
439a	07R	200c	ZPK	200	31	237		138x109	105x75/80	11	205

441a

Swivel castor

439a

Fixed castor

441h

Swivel castor with total brake mounted behind

Technical description

- Stable sheet steel design and proven technology
- Easy running double ball bearing for good manoeuvrability
- Sealing ring in swivel head
- Load capacity range from 60 – 200 kg/castor

Areas of application

- Assembly dolly
- Creeper dolly
- Magazine carts
- Picking carts
- Tool trolleys
- Transport containers

Wheel series 07R

- Solid rubber tyre black (Shore A 80)
- Plastic wheel body
- Roller bearing
- Technical details see on page 131



441a	07R	080c	ZPH-5	80	22	112	35	100x80	80x60	9	60
441a	07R	100c	ZPH-5	100	22	128	39	100x80	80x60	9	75
441a	07R	125c	ZPH-5	125	28	152	35	100x80	80x60	9	120
441a	07R	160c	ZPK-5	160	30	193	57	140x110	105x80	11	140
441a	07R	200c	ZPK-5	200	30	232	62	140x110	105x80	11	200



441h	07R	080c	ZPH-5	80	22	112	35	100x80	80x60	9	60
441h	07R	100c	ZPH-5	100	22	128	39	100x80	80x60	9	75
441h	07R	125c	ZPH-5	125	28	152	35	100x80	80x60	9	120
441h	07R	160c	ZPK-5	160	30	193	57	140x110	105x80	11	140
441h	07R	200c	ZPK-5	200	30	232	62	140x110	105x80	11	200



439a	07R	080c	ZPG-5	80	22	112		100x84	80x60	9	60
439a	07R	100c	ZPG-5	100	22	128		100x84	80x60	9	75
439a	07R	125c	ZPG-5	125	28	152		100x84	80x60	9	120
439a	07R	160c	ZPK-5	160	30	193		146x107	105x80	11	140
439a	07R	200c	ZPK-5	200	30	232		146x107	105x80	11	200

Technical description

- Stable sheet steel design and proven technology
- Easy running double ball bearing for good manoeuvrability
- Wide choice of wheels for different areas of application
- Can be fitted with different total locks
- Load capacity range from 100 - 300 kg/castor
- Starting from wheel diameter 150 mm <<ASLaZ = screw-on directional lock>> is also available (see on page 110)

Areas of application

- Assembly dolly
- Creeper dolly
- Magazine carts
- Picking carts
- Tool trolleys
- Transport containers

Wheel series 00R

- Polyamide white
- Roller bearing
- Also available with other wheel variants (see on page 129)



441a	00R	065p	ZPH	65	33	92	37,5	104x80	72x52/80x60	9	100
441a	00R	080p	ZPH	80	33	107	34	104x80	72x52/80x60	9	100
441a	00R	100p	ZPH	100	35	128	34	104x80	72x52/80x60	9	125
441a	00R	100p	ZPI	100	40	132	38	115x85	80x55/60	9	150
441a	00R	125p	ZPH	125	32	152	32	104x80	72x52/80x60	9	125
441a	00R	125p	ZPI	125	40	156	37	115x85	80x55/60	9	150
441a	00R	150p	ZPK	150	45	192	48	138x109	105x75/80	11	225
441a	00R	160p	ZPK	160	42	197	48	138x109	105x75/80	11	225
441a	00R	200p	ZPK	200	50	237	58	138x109	105x75/80	11	300



441h	00R	065p	ZPH	65	33	92	37,5	104x80	72x52/80x60	9	100
441h	00R	080p	ZPH	80	33	107	34	104x80	72x52/80x60	9	100
441h	00R	100p	ZPH	100	35	128	34	104x80	72x52/80x60	9	125
441h	00R	100p	ZPI	100	40	132	38	115x85	80x55/60	9	150
441h	00R	125p	ZPH	125	32	152	32	104x80	72x52/80x60	9	125
441h	00R	125p	ZPI	125	40	156	37	115x85	80x55/60	9	150



441i	00R	150p	ZPK	150	45	192	48	138x109	105x75/80	11	225
441i	00R	200p	ZPK	200	50	237	58	138x109	105x75/80	11	300

Technical description

- Stable sheet steel design and proven technology
- Easy running double ball bearing for good manoeuvrability
- Wide choice of wheels for different areas of application
- Can be fitted with different total locks
- Load capacity range from 100 - 300 kg/castor

Areas of application

- Assembly dolly
- Creeper dolly
- Magazine carts
- Picking carts
- Tool trolleys
- Transport containers

Wheel series 00R

- Polyamide white
- Roller bearing
- Also available with other wheel variants
(see on page 129)



439a	00R	065p	ZPG	65	33	92	104x84	72x52/80x60	9	100
439a	00R	080p	ZPG	80	33	107	104x84	72x52/80x60	9	100
439a	00R	100p	ZPG	100	35	128	104x84	72x52/80x60	9	125
439a	00R	100p	ZPI	100	40	132	115x85	80x55/60	9	150
439a	00R	125p	ZPG	125	32	152	104x84	72x52/80x60	9	125
439a	00R	125p	ZPI	125	40	156	115x85	80x55/60	9	150
439a	00R	150p	ZPK	150	45	192	138x109	105x75/80	11	225
439a	00R	160p	ZPK	160	42	197	138x109	105x75/80	11	225
439a	00R	200p	ZPK	200	50	237	138x109	105x75/80	11	300

Technical description

- Stable sheet steel design and proven technology
- Easy running double ball bearing for good manoeuvrability
- Wide choice of wheels for different areas of application
- Can be fitted with different total locks
- Load capacity range from 160 - 350 kg/castor
- For wheel diameter 160+200 mm <<ASLaZ = screw-on directional lock>> is also available (see on page 110)










Areas of application

- Assembly dolly
- Creeper dolly
- Magazine carts
- Picking carts
- Tool trolleys
- Transport containers










Wheel series 14R

- Elastic solid rubber, vulcanised (Shore A 67)
- Plastic wheel body
- Roller bearing
- Also available with other wheel variants (see on page 133)












											
441a	14R	125e	ZPK	125	40	161	48	138x109	105x75/80	11	160
441a	14R	160e	ZPK	160	40	197	48	138x109	105x75/80	11	250
441a	14R	200e	ZPK	200	40	237	58	138x109	105x75/80	11	350











											
441h	14R	160e	ZPK	160	40	197	48	138x109	105x75/80	11	250
441h	14R	200e	ZPK	200	40	237	58	138x109	105x75/80	11	350



											
441i	14R	125e	ZPK	125	40	161	48	138x109	105x75/80	11	160
441i	14R	160e	ZPK	160	40	197	48	138x109	105x75/80	11	250
441i	14R	200e	ZPK	200	40	237	58	138x109	105x75/80	11	350



											
439a	14R	125e	ZPK	125	40	161		138x109	105x75/80	11	160
439a	14R	160e	ZPK	160	40	197		138x109	105x75/80	11	250
439a	14R	200e	ZPK	200	40	237		138x109	105x75/80	11	350

Technical description

- Robust sheet steel housing
- Zinc passivated
- Swivel bearing with double ball race

Areas of application

- Film industry
- Stage equipment
- Transport equipment

Wheel series 14R

- Elastic solid rubber, vulcanised blue (Shore A 70)
- Plastic wheel body black
- Roller bearing
- For technical description of wheels see page 133



441a	14R	100d	ZPH	100	26	128	34	104x80	72x52/80x60	9	140
441a	14R	125d	ZPH	125	27	152	32	104x80	72x52/80x60	9	140



441h	14R	100d	ZPH	100	26	128	34	104x80	72x52/80x60	9	140
441h	14R	125d	ZPH	125	27	152	32	104x80	72x52/80x60	9	140



439a	14R	100d	ZPG	100	26	128		104x84	72x52/80x60	9	140
439a	14R	125d	ZPG	125	27	152		104x84	72x52/80x60	9	140

441a

441h

Swivel castor

Swivel castor with total brake mounted behind

Technical description

- Stable sheet steel design and proven technology
- Easy running double ball bearing for good manoeuvrability
- Wide choice of wheels for different areas of application
- Can be fitted with different total locks
- Load capacity range from 50 - 100 kg/castor
- on inquiry also available with wheel diameter 160 mm and 200 mm








Areas of application

- Assembly dolly
- Creeper dolly
- Magazine carts
- Picking carts
- Tool trolleys
- Transport containers








Wheel series 08R

- Solid rubber tyre black (Shore A 80)
- Sheet steel metal rim zinc passivated
- Roller bearing
- Also available with other wheel variants (see on page 132)



									
441a	08R	080c	ZLD	80	20	105,5	34	12,2	50
441a	08R	100c	ZLD	100	22	128	34	12,2	70
441a	08R	125c	ZLD	125	22	151	32	12,2	100



									
441h	08R	080c	ZLD	80	20	105,5	34	12,2	50
441h	08R	100c	ZLD	100	22	128	34	12,2	70
441h	08R	125c	ZLD	125	22	151	32	12,2	100

441a

441h

Swivel castor

Swivel castor with total brake mounted behind

Technical description

- Stable sheet steel design and proven technology
- Easy running double ball bearing for good manoeuvrability
- Load capacity range from 70 - 230 kg/castor

Areas of application

- Assembly dolly
- Creeper dolly
- Magazine carts
- Picking carts
- Tool trolleys
- Transport containers

Wheel series 08R

- Solid rubber tyre black (Shore A 80)
- Sheet steel metal rim zinc passivated
- Roller bearing
- Technical details see on page 132



441a	08R 080c ZLD-5	80	22	110	35	12,5	70
441a	08R 100c ZLD-5	100	22	127	39	12,5	90
441a	08R 125c ZLD-5	125	28	149	35	12,5	120
441a	08R 160c ZLD-5	160	30	189	57	16,5	200
441a	08R 200c ZLD-5	200	30	227	62	16,5	230



441h	08R 080c ZLD-5	80	22	110	35	12,5	70
441h	08R 100c ZLD-5	100	22	127	39	12,5	90
441h	08R 125c ZLD-5	125	28	149	35	12,5	120
441h	08R 160c ZLD-5	160	30	189	57	16,5	200
441h	08R 200c ZLD-5	200	30	227	62	16,5	230

Technical description

- Stable sheet steel design and proven technology
- Easy running double ball bearing for good manoeuvrability
- Wide choice of wheels for different areas of application
- Can be fitted with different total locks
- Load capacity range from 50 - 100 kg/castor
- on inquiry also available with wheel diameter 160 mm and 200 mm








Areas of application

- Assembly dolly
- Creeper dolly
- Magazine carts
- Picking carts
- Tool trolleys
- Transport containers








Wheel series 07R

- Solid rubber tyre black (Shore A 80)
- Plastic wheel body
- Roller bearing
- Also available with other wheel variants (see on page 131)



							
441a	07R 080c ZLD	80	20	105,5	34	12,2	50
441a	07R 100c ZLD	100	22	128	34	12,2	70
441a	07R 125c ZLD	125	22	151	32	12,2	100



							
441h	07R 080c ZLD	80	20	105,5	34	12,2	50
441h	07R 100c ZLD	100	22	128	34	12,2	70
441h	07R 125c ZLD	125	22	151	32	12,2	100

441a

441h

Swivel castor

Swivel castor with total brake mounted behind

Technical description

- Stable sheet steel design and proven technology
- Easy running double ball bearing for good manoeuvrability
- Load capacity range from 60 - 200 kg/castor

Areas of application

- Assembly dolly
- Creeper dolly
- Magazine carts
- Picking carts
- Tool trolleys
- Transport containers

Wheel series 07R

- Solid rubber tyre black (Shore A 80)
- Plastic wheel body
- Roller bearing
- Technical details see on page 131



441a	07R 080c ZLD-5	80	22	110	35	12,5			60
441a	07R 100c ZLD-5	100	22	127	39	12,5			75
441a	07R 125c ZLD-5	125	28	149	35	12,5			120
441a	07R 160c ZLD-5	160	30	189	57	16,5			140
441a	07R 200c ZLD-5	200	30	227	62	16,5			200



441h	07R 080c ZLD-5	80	22	110	35	12,5			60
441h	07R 100c ZLD-5	100	22	127	39	12,5			75
441h	07R 125c ZLD-5	125	28	149	35	12,5			120
441h	07R 160c ZLD-5	160	30	189	57	16,5			140
441h	07R 200c ZLD-5	200	30	227	62	16,5			200

Technical description

- Stable sheet steel design and proven technology
- Easy running double ball bearing for good manoeuvrability
- Wide choice of wheels for different areas of application
- Can be fitted with different total locks
- Load capacity range to 125 kg/castor
- on inquiry also available with wheel diameter 150/160 mm and 200 mm











Areas of application

- Assembly dolly
- Creeper dolly
- Magazine carts
- Picking carts
- Tool trolleys
- Transport containers











Wheel series 00R

- Polyamide tyre white
- Roller bearing
- Also available with other wheel variants (see on page 129)



										
441a	00R 065p ZLD	65	33	90,5	37,5	12,2				100
441a	00R 080p ZLD	80	33	105,5	34	12,2				100
441a	00R 100p ZLD	100	35	128	34	12,2				125
441a	00R 125p ZLD	125	32	151	32	12,2				125



										
441h	00R 065p ZLD	65	33	90,5	37,5	12,2				100
441h	00R 080p ZLD	80	33	105,5	34	12,2				100
441h	00R 100p ZLD	100	35	128	34	12,2				125
441h	00R 125p ZLD	125	32	151	32	12,2				125

Technical description

- Stable sheet steel design and proven technology
- Easy running double ball bearing for good manoeuvrability
- Wide choice of wheels for different areas of application
- Can be fitted with different total locks
- Load capacity range to 140 kg/castor

Areas of application

- Assembly dolly
- Creeper dolly
- Magazine carts
- Picking carts
- Tool trolleys
- Transport containers

Wheel series 14R

- Elastic solid rubber, vulcanised blue (Shore A 70)
- Plastic wheel body black
- Roller bearing
- For technical description of wheels see page 133



441a	14R	100d	ZLD	100	26	128	34	12,2	140
441a	14R	125d	ZLD	125	27	151	32	12,2	140



441h	14R	100d	ZLD	100	26	128	34	12,2	140
441h	14R	125d	ZLD	125	27	151	32	12,2	140

478a

Swivel castor

477a

Fixed castor

478i

Swivel castor with total brake mounted in front

Technical description

- Heavy sheet steel housing zinc passivated
- Special swivel head with double ball race
- Triple-bolted to fork head
- Maintenance-free permanently grease filled in fork head, zinc passivated
- Protected against dust and water by sealed swivel head
- Also available with screw-on directional lock <<ASL 478>> (see on page 110)










Areas of application

- Containers
- Transport equipment
- Waste containers










Wheel series OSR

- Polyamide white
- Heavy execution
- Roller bearing
- Also available with other wheel variants (see on page 130)











											
478a	OSR	100p	ZPK	100	45	148	48	138x109	105x75/80	11	500
478a	OSR	125p	ZPK	125	45	178	48	138x109	105x75/80	11	600
478a	OSR	150p	ZPK	150	45	205	48	138x109	105x75/80	11	600
478a	OSR	200p	ZPK	200	50	248	58	138x109	105x75/80	11	600



											
478i	OSR	125p	ZPK	125	45	178	48	138x109	105x75/80	11	600
478i	OSR	150p	ZPK	150	45	205	48	138x109	105x75/80	11	600
478i	OSR	200p	ZPK	200	50	248	58	138x109	105x75/80	11	600



											
477a	OSR	100p	ZPK	100	45	148		138x109	105x75/80	11	500
477a	OSR	125p	ZPK	125	45	178		138x109	105x75/80	11	600
477a	OSR	150p	ZPK	150	45	205		138x109	105x75/80	11	600
477a	OSR	200p	ZPK	200	50	248		138x109	105x75/80	11	600

Technical description

- Heavy sheet steel housing zinc passivated
- Special swivel head with double ball race
- Triple-bolted to fork head
- Maintenance-free permanently grease filled in fork head, zinc passivated
- Protected against dust and water by sealed swivel head
- Also available with screw-on directional lock <<ASL 478>> (see on page 110)

Areas of application

- Containers
- Transport equipment
- Waste containers

Wheel series 14R

- Elastic solid rubber, vulcanised black (Shore A 67)
- Plastic wheel body black
- Roller bearing
- Also available with other wheel variants (see on page 133)



478a	14R	125e	ZPK	125	45	178	48	138x109	105x75/80	11	160
478a	14R	160e	ZPK	160	45	210	48	138x109	105x75/80	11	250
478a	14R	200e	ZPK	200	50	248	58	138x109	105x75/80	11	350



478i	14R	125e	ZPK	125	45	178	48	138x109	105x75/80	11	160
478i	14R	160e	ZPK	160	45	210	48	138x109	105x75/80	11	250
478i	14R	200e	ZPK	200	50	248	58	138x109	105x75/80	11	350



477a	14R	125e	ZPK	125	45	178		138x109	105x75/80	11	160
477a	14R	160e	ZPK	160	45	210		138x109	105x75/80	11	250
477a	14R	200e	ZPK	200	50	248		138x109	105x75/80	11	350

Technical description

- Heavy sheet steel housing zinc passivated
- Special swivel head with double ball race
- Triple-bolted to fork head
- Maintenance-free permanently grease filled in fork head, zinc passivated
- Protected against dust and water by sealed swivel head
- Also available with screw-on directional lock <<ASL 478>> (see on page 110)










Areas of application

- Containers
- Transport equipment
- Waste containers










Wheel series 18K

- Polyurethane tyre red-orange (Shore A 95)
- Cast wheel centre
- Precision ball bearing
- For technical description of wheels see page 134











											
478a	18K	100v	ZPK	100	40	148	48	138x109	105x75/80	11	275
478a	18K	125v	ZPK	125	40	178	48	138x109	105x75/80	11	350
478a	18K	150v	ZPK	150	50	205	48	138x109	105x75/80	11	600
478a	18K	200v	ZPK	200	50	248	58	138x109	105x75/80	11	600



											
478i	18K	125v	ZPK	125	40	178	48	138x109	105x75/80	11	350
478i	18K	150v	ZPK	150	50	205	48	138x109	105x75/80	11	600
478i	18K	200v	ZPK	200	50	248	58	138x109	105x75/80	11	600



											
477a	18K	100v	ZPK	100	40	148		138x109	105x75/80	11	275
477a	18K	125v	ZPK	125	40	178		138x109	105x75/80	11	350
477a	18K	150v	ZPK	150	50	205		138x109	105x75/80	11	600
477a	18K	200v	ZPK	200	50	248		138x109	105x75/80	11	600

JTCO Swivel castor

FTCO Fixed castor

BTCO Swivel castor with total brake mounted behind

Technical description

- Stable sheet steel design and proven technology
- Easy running double ball bearing for good manoeuvrability
- Load capacity range from 200 - 250 kg/castor

Areas of application

- Assembly dolly
- Creeper dolly
- Magazine carts
- Picking carts
- Tool trolleys
- Transport containers

Wheel series WTCO

- Polypropylene wheel with red noise-reducing thermoplastic rubber infill
- ball bearing



JTCO	1002	5100	100	35	128	40	105x88	80x60	8,5	200
JTCO	1252	5100	125	35	155	42,5	105x88	80x60	8,5	250
JTCO	1253	5100	125	35	155	42,5	135x110	105x75/80	10,5	250



BTCO	1002	5100	100	35	128	40	105x88	80x60	8,5	200
BTCO	1252	5100	125	35	155	42,5	105x88	80x60	8,5	250
BTCO	1253	5100	125	35	155	42,5	135x110	105x75/80	10,5	250



FTCO	1002	5000	100	35	128		105x88	80x60	8,5	200
FTCO	1252	5000	125	35	155		105x88	80x60	8,5	250
FTCO	1253	5000	125	35	155		135x110	105x75/80	10,5	250

JTCO

Swivel castor

BTCO

Swivel castor with total brake mounted behind

Technical description

- Stable sheet steel design and proven technology
- Easy running double ball bearing for good manoeuvrability
- Load capacity range to 250 kg/castor








Areas of application

- Assembly dolly
- Creeper dolly
- Magazine carts
- Picking carts
- Tool trolleys
- Transport containers








Wheel series WTCO

- Polypropylene wheel with red noise-reducing thermoplastic rubber infill
- ball bearing



								
JTCO	1005	5000	100	35	128	40	12	200
JTCO	1255	5000	125	35	155	42,5	12	250



								
BTCO	1005	5000	100	35	128	40	12	200
BTCO	1255	5000	125	35	155	42,5	12	250

JPPF

BPPF

Swivel castor

Swivel castor with total brake mounted behind

FPPF

Fixed castor

Technical description

- Stable sheet steel design and proven technology
- Easy running double ball bearing for good manoeuvrability
- Load capacity range from 120 – 225 kg/castor
- Also available with stainless steel housing

Areas of application

- Assembly dolly
- Creeper dolly
- Magazine carts
- Picking carts
- Tool trolleys
- Transport containers

Wheel series WPPF/WPPE

- Performa rubber tyre grey (Shore A 65)
- Polypropylene wheel centre
- ball bearing
- plastic thread guards

WPPE

WPPF



JPPF	0801	5100	80	32	105	34	105x85	80x60	9,6	120	
JPPF	1001	5100	100	32	128	34	105x85	80x60	9,6	150	
JPPF	1251	5100	125	40	156	32	105x85	80x60	9,6	150	
JPPE	1603	5100	160	40	195	60	135x110	105x75/80	11	200	
JPPE	2003	5100	200	40	235	67	135x110	105x75/80	11	225	



BPPF	0801	5100	80	32	105	34	105x85	80x60	9,6	120	
BPPF	1001	5100	100	32	128	34	105x85	80x60	9,6	150	
BPPF	1251	5100	125	40	156	32	105x85	80x60	9,6	150	
BPPE	1603	5100	160	40	195	60	135x110	105x75/80	11	200	
BPPE	2003	5100	200	40	235	67	135x110	105x75/80	11	225	



FPPF	0801	5000	80	32	105		105x85	80x60	9,6	120
FPPF	1001	5000	100	32	128		105x85	80x60	9,6	150
FPPF	1251	5000	125	40	156		105x85	80x60	9,6	150
FPPE	1603	5000	160	40	195		135x110	105x75/80	11	200
FPPE	2003	5000	200	40	235		135x110	105x75/80	11	225

JPPF

BPPF

Swivel castor

Swivel castor with total brake mounted behind

Technical description

- Stable sheet steel design and proven technology
- Easy running double ball bearing for good manoeuvrability
- Load capacity range from 120 – 150 kg/castor
- Also available with stainless steel housing








Areas of application

- Assembly dolly
- Creeper dolly
- Magazine carts
- Picking carts
- Tool trolleys
- Transport containers








Wheel series WPPF

- Performa rubber tyre grey (Shore A 65)
- Polypropylene wheel centre
- ball bearing
- plastic thread guards



							
JPPF	0805 5000	80	32	105	38	12	120
JPPF	1005 5000	100	32	128	38	12	150
JPPF	1255 5000	125	40	156	41	12	150



							
BPPF	0805 5000	80	32	105	38	12	120
BPPF	1005 5000	100	32	128	38	12	150
BPPF	1255 5000	125	40	156	41	12	150

Technical description

- Sheet steel housing
- Zinc passivated
- Swivel castor with special turntable
- Maintenance-free

Areas of application

- Cargo handling
- Containers
- Transport equipment
- Waste containers

Radserie PN

- Nylon wheel white
- Precision ball bearing
- Also available with plastic thread guard white (-2)



JBPN	058-CC1/AT16	58	35	96	54	70x112	89	10-12	250	
JBPN	070-CC1/AT16	70	35	102	60	70x112	89	10-12	250	



JBPN	058-CC1/A-R	58	35	96	54	80x112	60x85/60x89	8/11	250	
JBPN	070-CC1/A-R	70	35	102	60	80x112	60x85/60x89	8/11	250	


Directional lock (screw-on) (Please order separately!)

Technical description Art.-No. ASLaZ

- screw-on directional lock
- for housing 441... starting from wheel diameter 150/160 mm
- zinc passivated

Technical description Art.-No. ASL 478

- screw-on directional lock
- for housing 478...
- zinc passivated



Do you have any questions, requests
or suggestions about our products?

Talk to our competent team!



*Critical situations
demand brilliant solutions.*

Stainless steel castors



Our star: 394a

Housing made completely of stainless steel, corrosion-free, resistant to petrol, diesel, oils and vegetable and animal fats. Long service life.

In the age of high technology the latest hygiene regulations shape the climate in laboratories for biotechnology, medicine and food research. Cleanliness is an essential part of quality management. Stainless steel castors from RHOMBUS are dazzling with their outstanding properties for this kind of environment. Produced from high-quality pure steel and precisely

manufactured, they bring sterilising and instrument cabinets and other mobile units safe and clean to their destination.

394a

394h

Swivel castor

Swivel castor with total brake mounted behind

Technical description

- Stainless steel housing
- Swivel bearing with double ball race
- Ball bearings of stainless steel
- Sealing ring
- Also available with bolt hole LC (10,2 mm)

Areas of application

- Bakery oven units
- Food processing industry
- Food transport equipment
- Industrial kitchen equipment
- Laundry carts
- Pharmaceutical industry
- Serving trolleys
- Trolleys
- Waste disposal systems

Wheel series 29G

- Thermoplastic elastomer tyre (TPE), iron grey RAL 7011 (Shore A 80)
- Plastic wheel centre silver grey RAL 7001
- Solid bearing
- For technical description see page 126
- Also available with other wheel variants (OOG+07G), see on page 128 + 130



394a	29G	100r	EPD	100	30	138	42	77x67	61x51/57x48	8,5	100
394a	29G	125r	EPD	125	30	162,5	44	77x67	61x51/57x48	8,5	100



394h	29G	100r	EPD	100	30	138	42	77x67	61x51/57x48	8,5	100
394h	29G	125r	EPD	125	30	162,5	44	77x67	61x51/57x48	8,5	100



394a	29G	100r	ELD	100	30	131,5	42	12,2			100
394a	29G	125r	ELD	125	30	156	44	12,2			100



394h	29G	100r	ELD	100	30	131,5	42	12,2			100
394h	29G	125r	ELD	125	30	156	44	12,2			100

Do you have any questions, requests
or suggestions about our products?

Talk to our competent team!



Meeting mass with class.

Heavy duty castors



Our strong man: TSH

Heavy steel welded construction, swivel castor with special turntable, pressed ball track above, with tapered roller bearing below, grease filling and grease nipple in fork head, zinc passivated, easily copes with up to 1.400 kg.

In relation to mass and weight, modern heavy industry often thinks in dimensions that are a feat of strength for people and machines. For example, take a passenger bridge for the harbour, construction machines for road building, etc. All these heavy weights need to be moved. You'll be doing well if you deal with

these tasks on super-stable heavy load castors from RHOMBUS. Because in materials quality and processing, they are the absolute master in their class. This you can depend upon.

2SL

Swivel castor

Technical description

- High-load swivel castors with low total height
- Nylon, polyurethane or steel twin wheel with plain bearing
- Load capacity range to 270 kg/castor

Areas of application

- Containers
- Fork lift trucks
- Lifting carts
- Lifting platform
- Lift tables
- Machine constructions



2SL	050	NYOL	50	2x14	64	25	95	36x36	6	160
(JKPN)	0501	1100)								



2SL	050	PTOL	50	2x14	64	25	95	36x36	6	160
(JKCV)	0501	1100)								



2SL	050	STOL	50	2x14	64	25	95	36x36	6	270
(JKCN)	0501	1100)								

505a Swivel castor

504a Fixed castor

Technical description

- Heavy steel welded construction
- Zinc passivated
- Swivel castor with special turntable
- Pressed ball track above, with tapered roller bearing below
- Grease filling and grease nipple in fork head
- Load capacity up to 1.200 kg
- Supplied standard with wheels »OSK« and »18K«

Areas of application


- Containers
- Fork lift trucks
- Lifting carts
- Lifting platform
- Lift tables
- Machine constructions










Wheel series 18K


- Polyurethane tyre RAL 8003 (Shore A 95)
- Bonded on cast wheel centre
- Precision ball bearing









Wheel series OSK (as an alternative)

- Polyamide wheel white
- Heavy execution
- Precision ball bearing













											
505a	18K	085v	ZPS	85	85	125	57	190x170	150x135	16,5	700









											
504a	18K	085v	ZPS	85	85	125		190x170	150x135	16,5	700



											
505a	OSK	085p	ZPS	85	85	125	57	190x170	150x135	16,5	1200



											
504a	OSK	085p	ZPS	85	85	125		190x170	150x135	16,5	1200

XSH

Swivel castor

XFH

Fixed castor

Technical description

- Heavy steel welded construction
- Zinc passivated
- Swivel castor with special turntable
- Load capacity range to 600 kg/castor

Areas of application

- Containers
- Fork lift trucks
- Lifting carts
- Lifting platform
- Lift tables
- Machine constructions

Wheel series PT

- Polyurethane tyre
- Precision ball bearing

Wheel series NY

- Nylon wheel white
- Precision ball bearing



XSH	085	PT2MZ	85	75	144	57,5	150x110	120/105x60/75	12/10	600



XFH	085	PT2M	85	75	144		150x115	120/105x60/75	12/10	600



XSH	085	NY2MZ	85	75	144	57,5	150x110	120/105x60/75	12/10	410



XFH	085	NY2M	85	78	144		150x115	120/105x60/75	12/10	410

TSH TFH

Swivel castor

Fixed castor

TSH F

Swivel castor with total
brake mounted in front

Technical description

- Heavy steel welded construction
- Zinc passivated
- Swivel castor with special turntable
- Grease filling and grease nipple in fork head
- Load capacity range to 1.400 kg/castor












Areas of application

- Containers
- Lift tables
- Machine constructions
- Road constructions
- Winter service apparatus












Wheel series PT

- Polyurethane tyre (Shore A 92-97)
- Cast iron centre
- Precision ball bearing
- Load capacity range from 340 - 1.400 kg/castor














													
TSH	100	PT2H	100	38	152	52	150x110	120/105x60/75	12/10	340			
TSH	125	PT2H	125	38	177	55,5	150x110	120/105x60/75	12/10	425			
TSH	150	PT2H	150	38	202	62	150x110	120/105x60/75	12/10	730			
TSH	200	PT2H	200	45	252	66	150x110	120/105x60/75	12/10	1100			
TSH	250	PT2H	250	45	303	82	150x110	120/105x60/75	12/10	1200			
TSH	300	PT2H	300	45	353	95	150x110	120/105x60/75	12/10	1400			



													
TFH	100	PT2H	100	38	152		150x115	120/105x60/75	12/10	340			
TFH	125	PT2H	125	38	177		150x115	120/105x60/75	12/10	425			
TFH	150	PT2H	150	38	202		150x115	120/105x60/75	12/10	730			
TFH	200	PT2H	200	45	252		150x115	120/105x60/75	12/10	1100			
TFH	250	PT2H	250	45	303		150x115	120/105x60/75	12/10	1200			
TFH	300	PT2H	300	45	353		150x115	120/105x60/75	12/10	1400			



													
TSH	125	PT2HF	125	38	177	55,5	150x110	120/105x60/75	12/10	425			
TSH	150	PT2HF	150	38	202	62	150x110	120/105x60/75	12/10	730			
TSH	200	PT2HF	200	45	252	66	150x110	120/105x60/75	12/10	1100			
TSH	250	PT2HF	250	45	303	82	150x110	120/105x60/75	12/10	1200			
TSH	300	PT2HF	300	45	353	95	150x110	120/105x60/75	12/10	1400			

TSH TFH

Swivel castor

Fixed castor

TSH F

Swivel castor with total
brake mounted in front

Technical description

- Heavy steel welded construction
- Zinc passivated
- Swivel castor with special turntable
- Grease filling and grease nipple in fork head
- Load capacity range to 1.500 kg/castor

Areas of application

- Containers
- Lift tables
- Machine constructions
- Road constructions
- Winter service apparatus

Wheel series NY

- Nylon wheel white
- Precision ball bearing
- Load capacity range from 500 - 1.500 kg/castor



TSH	100	NY2H	100	50	152	52	150x110	120/105x60/75	12/10	500	
TSH	125	NY2H	125	50	177	55,5	150x110	120/105x60/75	12/10	600	
TSH	150	NY2H	150	50	202	62	150x110	120/105x60/75	12/10	800	
TSH	200	NY2H	200	50	252	66	150x110	120/105x60/75	12/10	1500	
TSH	250	NY2H	250	60	303	82	150x110	120/105x60/75	12/10	1500	



TFH	100	NY2H	100	50	152		150x115	120/105x60/75	12/10	500	
TFH	125	NY2H	125	50	177		150x115	120/105x60/75	12/10	600	
TFH	150	NY2H	150	50	202		150x115	120/105x60/75	12/10	800	
TFH	200	NY2H	200	50	252		150x115	120/105x60/75	12/10	1500	
TFH	250	NY2H	250	60	303		150x115	120/105x60/75	12/10	1500	



TSH	125	NY2HF	125	50	177	55,5	150x110	120/105x60/75	12/10	600	
TSH	150	NY2HF	150	50	202	62	150x110	120/105x60/75	12/10	800	
TSH	200	NY2HF	200	50	252	66	150x110	120/105x60/75	12/10	1500	
TSH	250	NY2HF	250	60	303	82	150x110	120/105x60/75	12/10	1500	

510a Swivel castor

509a Fixed castor

510i

Swivel castor with total brake mounted in front

Technical description

- Heavy steel welded construction
- Zinc passivated
- Swivel castor with special turntable
- Pressed ball track above, with tapered roller bearing below
- Grease filling and grease nipple in fork head
- Load capacity up to 1.000 kg
- Supplied standard with wheels »OSK« and »18K«

Areas of application

- Containers
- Lift tables
- Machine constructions
- Road constructions
- Winter service apparatus










Wheel series 18K

- Polyurethane tyre RAL 8003 (Shore A 95)
- Bonded on cast wheel centre
- Precision ball bearing
- load capacity from 350 kg to 1.000 kg









Wheel series OSK (as an alternative)

- Polyamide wheel white
- Heavy execution
- Precision ball bearing
- load capacity from 600 kg to 1.000 kg












											
510a	18K	125v	ZPS	125	40	192,5	50	190x110	150x75	17	350
510a	18K	150v	ZPS	150	50	220	58	190x110	150x75	17	700
510a	18K	200v	ZPS	200	50	265	68	190x110	150x75	17	950
510a	18K	250v	ZPS	250	50	315	80	190x110	150x75	17	1000



											
509a	18K	125v	ZPS	125	40	192,5		190x110	150x75	17	350
509a	18K	150v	ZPS	150	50	220		190x110	150x75	17	700
509a	18K	200v	ZPS	200	50	265		190x110	150x75	17	950
509a	18K	250v	ZPS	250	50	315		190x110	150x75	17	1000



											
510i	18K	125v	ZPS	125	40	192,5	50	190x110	150x75	17	350
510i	18K	150v	ZPS	150	50	220	58	190x110	150x75	17	700
510i	18K	200v	ZPS	200	50	265	68	190x110	150x75	17	950
510i	18K	250v	ZPS	250	50	315	80	190x110	150x75	17	1000

2SH

Swivel castor

2FH

Fixed castor

2SH W

Swivel castor with wheel locking brake

Technical description

- Heavy steel welded construction
- Zinc passivated
- Swivel castor with special turntable
- Load capacity range to 1.500 kg/castor
- Also available with directional lock (D)

Areas of application

- Containers
- Lift tables
- Machine constructions
- Road constructions
- Winter service apparatus

Wheel series PT

- Polyurethane tyre (Shore A 92-97)
- Cast iron centre
- Precision ball bearing
- Load capacity range from 720 - 1.500 kg/castor



2SH	125	PT2H	125	2x38	177	62,5	150x110	120/105x60/75	12/10	720
2SH	150	PT2H	150	2x38	202	65	150x110	120/105x60/75	12/10	1240
2SH	200	PT2H	200	2x45	252	70	150x110	120/105x60/75	12/10	1500



2FH	125	PT2H	125	2x38	177		150x175	120/105x60/75	12/10	720
2FH	150	PT2H	150	2x38	202		150x175	120/105x60/75	12/10	1240
2FH	200	PT2H	200	2x45	252		150x175	120/105x60/75	12/10	1500



2SH	125	PT2HW	125	2x38	177	62,5	150x110	120/105x60/75	12/10	720
2SH	150	PT2HW	150	2x38	202	65	150x110	120/105x60/75	12/10	1240
2SH	200	PT2HW	200	2x45	252	70	150x110	120/105x60/75	12/10	1500

2SH

Swivel castor

2FH

Fixed castor

2SH W

Swivel castor with wheel locking brake

Technical description

- Heavy steel welded construction
- Zinc passivated
- Swivel castor with special turntable
- Load capacity range to 1.500 kg/castor
- Also available with directional lock (D)










Areas of application

- Containers
- Lift tables
- Machine constructions
- Road constructions
- Winter service apparatus









Wheel series NY

- Nylon wheel white
- Precision ball bearing
- Load capacity range from 1.360 - 1.500 kg/castor












										
2SH	150	NY2H	150	2x50	202	65	150x110	120/105x60/75	12/10	1360
2SH	200	NY2H	200	2x50	252	70	150x110	120/105x60/75	12/10	1500



										
2FH	150	NY2H	150	2x50	202		150x175	120/105x60/75	12/10	1360
2FH	200	NY2H	200	2x50	252		150x175	120/105x60/75	12/10	1500



										
2SH	150	NY2HW	150	2x50	202	65	150x110	120/105x60/75	12/10	1360
2SH	200	NY2HW	200	2x50	252	70	150x110	120/105x60/75	12/10	1500

On inquiry

525a Swivel castor

526a Fixed castor

525i

Swivel castor with total brake mounted in front

Technical description

- Heavy steel welded construction
- Zinc passivated
- Swivel castor with special turntable
- Pressed ball track above, with tapered roller bearing below
- Grease filling and grease nipple in fork head
- Load capacity up to 1.500 kg
- Supplied standard with wheels »OSK« and »18K«

Areas of application

- Containers
- Lift tables
- Machine constructions
- Road constructions
- Winter service apparatus

Wheel series 18K

- Polyurethane tyre RAL 8003 (Shore A 95)
- Bonded on cast wheel centre
- Precision ball bearing
- load capacity from 700 kg to 1.500 kg

Wheel series OSK (as an alternative)

- Polyamide wheel white
- Heavy execution
- Precision ball bearing
- load capacity from 1.200 kg to 1.500 kg



525a	18K	125v	ZPS	125	2x40	192,5	50	190x170	150x135	17	700	
525a	18K	150v	ZPS	150	2x50	220	58	190x170	150x135	17	1300	
525a	18K	200v	ZPS	200	2x50	265	68	190x170	150x135	17	1450	
525a	18K	250v	ZPS	250	2x50	315	80	190x170	150x135	17	1500	




526a	18K	125v	ZPS	125	2x40	192,5		190x170	150x135	17	700	
526a	18K	150v	ZPS	150	2x50	220		190x170	150x135	17	1300	
526a	18K	200v	ZPS	200	2x50	265		190x170	150x135	17	1450	
526a	18K	250v	ZPS	250	2x50	315		190x170	150x135	17	1500	



525i	18K	125v	ZPS	125	2x40	192,5	50	190x170	150x135	17	700	
525i	18K	150v	ZPS	150	2x50	220	58	190x170	150x135	17	1300	
525i	18K	200v	ZPS	200	2x50	265	68	190x170	150x135	17	1450	
525i	18K	250v	ZPS	250	2x50	315	80	190x170	150x135	17	1500	

Wheels and Accessories



Profiles and tyres

There are wheels in various materials and material combinations. The lower-case letter after the wheel diameter describes the tyre or material of the wheel.

- a Electrically conductive tyre (<math><10^4</math> Ohm), Shore A 80
- b Solid rubber tyre blue-grey, Shore A 80; wheel series 14 Shore A 64
- c Solid rubber tyre black, Shore A 80
- d Elastic solid rubber tyre blue, Shore A 70
- e Elastic solid rubber tyre black; wheel series 14 Shore A 67; wheel series 17 Shore A 70
- h Heat-resistant tyre 130°C - 250°C
- l Deep groove profile tyre (pneumatic tyres)
- n Polypropylene tyre white
- p Polyamide tyre white
- r Wheel series 29/34 thermoplastic tyre (TPE) grey, Shore A 80
- s Cast tyre
- v Polyurethane tyre Shore A 95
- w 2-components-tyre blue-grey, operational surface Shore A 60, tyre core Shore A 85, for higher load capacities

- x Polyamide tyre black
- y Thermoplastic polyurethane tyre (TPU), electrically conductive (<math><10^4</math> Ohm), Shore A 95
- z Polypropylene tyre black

Marking of the electrically conductive tyre can be shown with a yellow dot on the outer diameter of the tyre. Additionally we can identify by the use of yellow thread guards as well as a yellow top ring (used only in conjunction with the 380 series).













Types

- 00G/R...p, Polyamide tyre white, solid bearing/roller bearing
- 00G...n, Polypropylene tyre white, solid bearing
- 00G...x, Polyamide tyre black, solid bearing
- 00G...z, Polypropylene tyre black, solid bearing

More information at:
www.rhombus-rollen.com



Solid bearing	Roller bearing						
00G065p	00R065p (00R on inquiry)		65	33	36	12	100
00G080p	00R080p		80	33	36	12	100
00G080n			80	33	36	12	100
00G100p	00R100p (on inquiry)		100	40	48	15	200
00G100p-35	00R100p-35 (on inquiry)		100	35	36,5	12	125
00G125p	00R125p		125	45	58	20	300
00G125p-32	00R125p-32		125	32	35	12	125
00G125p-40	00R125p-40		125	40	48	15	250
00G150p	00R150p (00G on inquiry)		150	45	58	20	400
00G160p	00R160p (00G on inquiry)		160	42	58	20	225
00G200p	00R200p		200	50	58	20	450
Solid bearing							
00G025z			25	14	16,4	4	10
00G030z	(on inquiry)		30	15	16,4	4	15
00G035x			35	18	21,5	5	25
00G038z			38	17	18,2	6	20
00G040z			40	18	21,5	6	30
00G045x			45	18	21,5	6	35
00G050x-06			50	18	21,5	6	50
00G050z-06			50	18	21,5	6	50
00G050x-08			50	18	21,5	8	50
00G058x			58	29	31	10	100
00G058z			58	29	31	10	100
00G075x-08	(on inquiry)		75	23,5	27,5	8	50
00G100x-08	(on inquiry)		100	24,5	29,5	8	60

OS 01

Wheel series OS

Wheel series 01

Types Wheel series OS

- OSG/R/K...p, Polyamide white, heavy execution, solid bearing/roller bearing/precision ball bearing

Types Wheel series 01 (on inquiry)

- 01R...s, Grey casting tyre silver grey painted, roller bearing



Solid bearing	Roller bearing	Ball bearing					
OSG100p			100	45	58	20	500
OSG125p			125	45	58	20	600
OSG150p			150	45	58	20	700
OSG200p (on inquiry)			200	50	58	20	1000
		OSK100p	100	45	50	25	500
		OSK125p	125	45	50	25	600
		OSK150p	150	45	50	25	700
		OSK200p	200	50	50	25	1000
		OSK250p (on inqu.)	250	50	55	25	1500
	OSR100p		100	45	58	20	500
	OSR125p		125	45	58	20	600
	OSR150p		150	45	58	20	700
	OSR200p		200	50	58	20	1000








	Roller bearing					
	01R100sL (on inquiry)	100	40	48	15	350
	01R125sL (on inquiry)	125	45	58	20	450
	01R150sL (on inquiry)	150	45	58	20	640
	01R200sL (on inquiry)	200	50	58	20	850






Types Wheel series 07

- 07R...c, Solid rubber tyre black, Shore A 80, plastic wheel centre, roller bearing
- 07G/R...b, solid rubber tyre blue-grey, Shore A 80, plastic wheel centre, solid bearing/roller bearing
- 07G...c, Solid rubber tyre blue-grey, Shore A 80, plastic wheel centre, solid bearing
- 07G/R...w, 2-components-tyre blue-grey, operational surface Shore A 60, tyre core Shore A 85, solid bearing/roller bearing, high load capacities, from Ø 100 mm (on inquiry)



Roller bearing					
07R080c	80	20	35	12	50
07R100c	100	22	35	12	70
07R125c-35	125	22	35	12	100
07R125c	125	25	48	15	100
07R160c	160	28	58	20	135
07R200c	200	31	58	20	205



Roller bearing					
07R080c-5	80	22	39	11,5	60
07R100c-5	100	22	39	11,5	75
07R125c-5	125	28	49	14	120
07R160c-5	160	30	58	20	140
07R200c-5	200	30	58	20	200

Types Wheel series 08

- 08R...c, solid rubber tyre black, Shore A 80, sheet steel metal rim, zinc passivated, roller bearing
- 08R...a, solid rubber tyre black, electrically conductive, Shore A 80, sheet steel metal rim, zinc passivated, roller bearing, free of contact discoloration (on inquiry)
- 08R...b, solid rubber tyre blue-grey, Shore A 80, sheet steel metal rim, zinc passivated, roller bearing (on inquiry)
- 08R...h, heat-resistant tyre, up to 250°C, red, sheet steel metal rim, zinc passivated, roller bearing (on inquiry)
- 08R...w, 2-components-tyre blue-grey, operational surface Shore A 60, sheet steel metal rim, zinc passivated, tyre core Shore A 85, roller bearing, high load capacities, from Ø 100 mm (on inquiry)



Roller bearing					
08R080cZ	80	20	35	12	50
08R100cZ	100	22	35	12	70
08R125c-35Z	125	22	35	12	100
08R125cZ	125	25	48	15	100
08R160cZ	160	28	58	20	135
08R200c-20Z	200	31	58	20	205



Roller bearing					
08R080cZ-5	80	22	39	14	70
08R100cZ-5	100	22	39	14	90
08R125cZ-5	125	28	49	14	120
08R160cZ-5	160	30	58	20	200
08R200c-20Z-5	200	30	58	20	230






Special requirements?
It's a pleasure to help you!
Please feel free to call us!








Types Wheel series 14

- 14K150aC, »easy rolling wheel«, electrically conductive rubber black, Shore A 75, free of contact discoloration, plastic wheel centre black, metal thread guard zinc passivated, two precision ball bearings
- 14R...d, elastic solid rubber tyre blue, Shore A 70, vulcanised firmly on plastic wheel centre, black, roller bearing
- 14K/R...e, elastic solid rubber tyre black, Shore A 67, vulcanised firmly on plastic wheel centre, black, precision ball bearing/roller bearing
- 14K/R...b, elastic solid rubber tyre blue-grey, Shore A 64, vulcanised firmly on plastic wheel centre, black, precision ball bearing/roller bearing








Roller bearing					
14R100d	100	26	35	12	140
14R125d	125	27	35	12	140








Ball bearing					
14K150aC	150	32	37	8	120



Ball bearing					
14K125e-20	125	40	60	20	160
14K160e-20	160	40	60	20	250
14K200e-20	200	40	60	20	350



Roller bearing					
14R125e-20	125	40	58	20	160
14R160e-20	160	40	58	20	250
14R200e-20	200	40	58	20	350

18

Wheel series 18

27

Wheel series 27

Types Wheel series 18

- 18K...v, polyurethane tyre red-orange, Shore A 95, bonded on cast wheel centre, precision ball bearing, with Ø 85 mm pressed steel centre

Types Wheel series 27

- 27R...l, pneumatic tyre, sheet steel metal rim, deep-groove profile, roller bearing



Ball bearing					
18K100v-40-15	100	40	40	15	275
18K125v-40-15	125	40	40	15	350
18K150v-50-20	150	50	50	20	800
18K150v-60-25	150	50	60	25	800
18K200v-50-20	200	50	50	20	950
18K200v-60-25	200	50	60	25	1000
18K200v-80-30	200	80	80	30	1500
18K250v-60-20	250	50	60	20	1150
18K250v-60-25	250	50	60	25	1150
18K250v-80-30	250	80	80	30	1800
18K300v-80-30	300	80	80	30	2200



Ball bearing					
18K085v-85-17	85	85	85	17	700



Roller bearing					
27R200lZ	200	50	60	20	75

Types Wheel series 29

- 29G...r, thermoplastic elastomer tyre (TPE*) iron grey RAL 7011, Shore A 80, plastic wheel centre silver grey RAL 7001, solid bearing, without thread guard
- 29K...r, thermoplastic elastomer tyre (TPE*) iron grey RAL 7011, Shore A 80, plastic wheel centre and plastic thread guard silver grey RAL 7001, precision ball bearing
- 29K...a, thermoplastic elastomer tyre (TPE*) iron grey RAL 7011, Shore A 80, electrically conductive, plastic wheel centre and plastic thread guard silver grey RAL 7001, precision ball bearing
- 29K...v, thermoplastic polyurethane tyre (TPU) iron grey RAL 7011, Shore A 95, plastic wheel centre and plastic thread guard, silver grey RAL 7001, precision ball bearing
- 29K...y, thermoplastic polyurethane tyre (TPU) iron grey RAL 7011, Shore A 95, electrically conductive, free of contact discoloration, plastic wheel centre and plastic thread guard silver grey RAL 7001, precision ball bearing, fromØ 100 mm

*Contact discoloration on unsealed grounds possible. If you need further information, please let us know!



Solid bearing					
29G100r	100	30	35,0	12	100
29G125r	125	30	35,0	12	100



Ball bearing					
29K080r	80	30	36,5	8	80
29K100r	100	30	36,5	8	100
29K125r	125	32	36,5	8	100
29K150r	150	32	36,5	8	120
29K200r	200	32	36,5	8	120



30

Wheel series 30

32

Wheel series 32

Types Wheel series 30

- 30C...a, solid rubber tyre black, electrically conductive, Shore A 80, free of contact discoloration, sheet steel metal rim, zinc passivated, metal thread guard, flange bearing
- 30C...b, solid rubber tyre blue-grey, Shore A 80, sheet steel metal rim and metal thread guard, zinc passivated, flange bearing

Types Wheel series 32

- 32C...a, solid rubber tyre black, electrically conductive, Shore A 80, free of contact discoloration, sheet steel metal rim and metal thread guard, zinc passivated, flange bearing/ball bearing*
- 32C...b, solid rubber tyre blue-grey, Shore A 80, sheet steel metal rim and metal thread guard, zinc passivated, flange bearing/ball bearing*
- 32C...w, 2-components-tyre, blue-grey, operational surface Shore A 60, tyre core Shore A 85, sheet steel metal rim, zinc passivated, flange bearing/ball bearing*



Flange bearing

30C075aZ	75	23	28	8	50
30C075bZ	75	23	28	8	50
30C100aZ	100	25	30	8	65
30C100bZ	100	25	30	8	65



Flange bearing/ball bearing*

32C080bZ	80	30	37	8	80
32C100bZ	100	32	37	8	80
32C125bZ	125	32	37	8	100
32C150bZ	150	32	37	8	110
32C200bZ*	200	32	37	8	120



Flange bearing/ball bearing*

32C080aZ	80	30	37	8	80
32C100aZ	100	32	37	8	80
32C125aZ	125	32	37	8	100
32C150aZ	150	32	37	8	110
32C200aZ*	200	32	37	8	120



Flange bearing/ball bearing*

32C100wZ	100	32	37	8	80
32C125wZ	125	32	37	8	100
32C150wZ	150	32	37	8	110
32C200wZ*	200	32	37	8	120

33

Wheel series 33

34

Wheel series 34

36

Wheel series 36

Types Wheel series 33

- 33C...a, solid rubber tyre black, electrically conductive, Shore A 80, free of contact discoloration, flange bearing, from Ø 50 mm
- 33C...b, solid rubber tyre blue-grey, Shore A 80, plastic wheel centre grey, metal thread guard zinc passivated, from Ø 75 mm, flange bearing
- 33G...b, solid rubber tyre blue-grey, Shore A 80, plastic wheel centre black, solid bearing

Types Wheel series 34






- 34C...r, thermoplastic elastomer tyre (TPE*) iron grey RAL 7011, Shore A 80, plastic wheel centre and plastic thread guard silver grey RAL 7001, ball bearing
- 34C...vZ, polyurethane tyre grey RAL 7040, plastic wheel centre light grey RAL 7035, ball bearing, only Ø 50 mm, Shore A 95
- 34C...vE, polyurethane tyre iron grey RAL 7011, Shore A 95, plastic wheel centre and plastic thread guard silver grey RAL 7001, corrosive resistant ball bearing, only Ø 75 mm

Types Wheel series 36






- 36K...b, solid rubber tyre iron grey RAL 7011, Shore A 80, plastic wheel centre and plastic thread guard silver grey RAL 7001, precision ball bearing


*Contact discoloration on unsealed grounds possible. If you need further information, please let us know!








Flange bearing					
33C050aZ	50	18	22,5	6	40
33C050bZ	50	18	22,5	6	40
33C075bZ-08	75	23	28,0	8	50
33C075pZ-08	75	23	28,0	8	50








Solid bearing					
33G050b-06	50	18	21,5	6	40
33G050b-08	50	18	21,5	8	40
33G075b-08	75	23	27,5	8	50
33G075b-10	75	23	27,5	10	50
33G100b-08	100	23	29,5	8	65
33G100b-12	100	23	28	12	65



Ball bearing					
34C050vZ	50	18	22,9	6	40
34C075vE	75	24	28	8	50
34C075r	75	24	28	8	50



Ball bearing					
36K125b	125	33	36,5	8	100

Attachments R M10 (see on picture 1)
for items 340/341 (delivered assembled or separately)

Attachments R M10 (see on picture 2)
for items 357 (delivered assembled or separately)

Attachments R M12 (see on picture 2)
for items 367 (delivered assembled or separately)

Polyamide sockets for locking attachment »K0«
(see on picture 3)

for items 340/341 (delivered separately)

Snap-on adaptors for fixing pins (see on picture 4)

for items 357/367/600 (delivered separately)



Art.-No.	Tube inside-Ø mm	Art.-Nr.	Tube inside-Ø mm
<i>for round tubes</i>		<i>for square tubes</i>	
R10	13,9-14,8	R22	16,6-18,7
R11	14,9-15,8	R23	18,8-19,5
R12	15,9-16,8	R24	19,6-21,5
R13	16,9-17,8	R25	21,6-22,5
R14	17,9-18,8	R26	22,6-24,5
R15	18,9-19,8	R27	24,6-26,5
R16	19,9-21,8	R28	26,6-28,5
R17	21,9-22,8	R29	28,6-33,0
R18	22,9-23,8		
R19	23,9-25,8		
R20	25,9-28,8		
R21	28,9-32,0		



R66	17,8-19,7	R72	21,0-21,9
R67	19,8-21,7	R73	22,0-24,0
R68	21,8-24,7	R75	25,8-28,5
R69	24,8-28,7	R76	28,6-29,5
R70	28,8-32,7	R77	29,6-32,7
		R79	34,6-37,0



Art.-No.	Tube inside-Ø mm			Art.-Nr.	Tube inside-Ø mm		
	<i>for round tubes</i>	Ø Socket	Ø Collar		Lenght mm	<i>for square tubes</i>	Ø Socket
K14	14	18	36	K16x16	16x16	19x19	36
K16	16	18	36	K17x17	17x17	19x19	36
K17	17	19	36	K18x18	18x18	20x20	36
K18	18	20	36	K21x21	21x21	23,5x23,5	36
K19	19	21	36	K22x22	22x22	24,5x24,5	36
K20	20	22	36	K23x23	23x23	25,5x25,5	36
K22	22	24	36	K27x27	27x27	30x30	36
K23	23	25	36	<i>for wooden structures</i>			
				K14-H	14	29	36



Art.-No.	Inside-Ø mm	Outside-Ø mm	Length mm
H 24-27,0	24	27	45 (for round tubes)
H 24-27,8	24	27,8	45 (for round tubes)
H 24-28,0	24	28	45 (for round tubes)
H 24-28,2	24	28,2	45 (for round tubes)
H 24-28,4	24	28,4	45 (for round tubes)
H 24-28,9	24	28,9	45 (for round tubes)
H 24-33,65x33,65	24	33,6	45 (for square tubes)

Individuality of movement.

With castors it is just like with people – there are various types and characteristics.

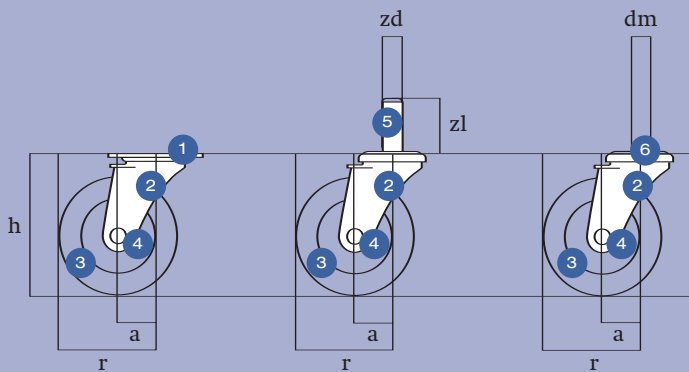
We distinguish between two types of castors:

Swivel castors can swivel on a vertical axis. In this way machines and equipment can be manoeuvred. In order to make it possible for the steering fork to swivel, in this type of castor, the steering fork is connected by means of a swivel bearing with the fixing element mounted in a fixed position on the apparatus. The swivelling of the fork and so the manoeuvrability of the equipment is made easier by having the wheels contact with the floor off-set horizontally from the axis of the swivel bearing. Furthermore, this so-called off-set improves the stability of the rolling behaviour when moving in a straight line.

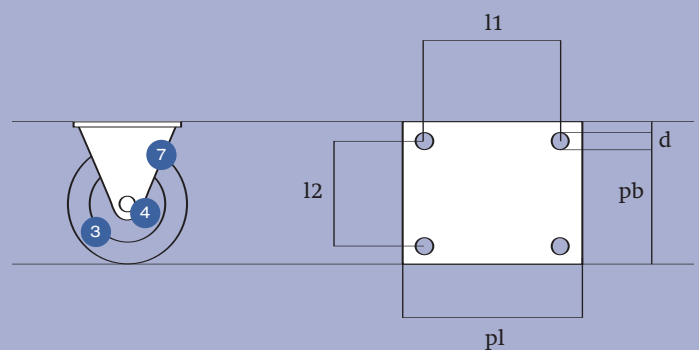
Swivel castors are manufactured with or without brakes. Braked swivel castors enable, various modes such as wheel rotation, fork head rotation and direction, to be locked individually or collectively. Tested and proven fixing elements for swivel castors such as bolt-on plates, steel and plastic expanders for tube are available, and their attachment is made by means of screwing the required fixing into a blind tapped hole on the castor fork.

Fixed castors cannot swivel. They give equipment and machines a high degree of directional stability. With regard to the fixings, bolt on plates are usually used.

 A. Swivel castors



 B. Fixed castors



picture legend castor

1	plate	a	offset
2	swivel fork	d	hole \emptyset
3	wheel	dm	bolt hole \emptyset
4	wheel-axle	h	total height
5	steel stem	l1/l2	hole distance
6	bolt hole	pl	plate length
7	fixed fork	pb	plate width
		r	turning radius (= swivel radius 1/2 wheel- \emptyset)
		zd	diameter of pivot
		zl	pivot length

Making everything go around.

It's wheels that make castors roll. They are manufactured from various materials and have extremely varied design characteristics.

The composition of the tyre and the various types of wheel rims or hubs as well as various wheel bearings give the wheel many different properties. Because of this wheels have differing load capacities, resistance to rolling and operational qualities.

The selection of wheel types is dependent on the application or the requirements of the castor system. One important factor is the ability to withstand load stress. As a rule hard wheel materials can withstand a heavier load than soft ones. They have the disadvantage, however, that they transmit thrust stresses to the equipment, when running on uneven ground, if no shock absorption is provided. Another important criteria in the choice of wheel is the condition of the ground surface. This decides the tyre and wheel materials used. Furthermore, environmental influences must also be taken into consideration.

Below are the most common types of wheels and tyres:

Polyamide/Polypropylene

- high load capacity
- unbreakable and maintenance-free
- largely resistant to salts, grease, acids and alkaline solutions

Cast metal

- high load capacity
- resistant to rubbing
- not sensitive to metal shavings and abrasive material

Solid rubber/thermoplastic rubber

- silent operation
- easy on floors

Elastic solid rubber

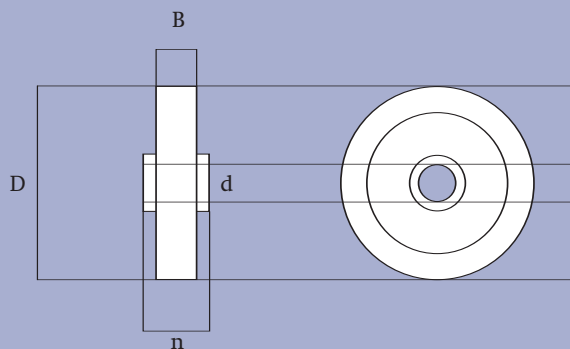
- high load capacity
- extreme resisting to rubbing
- excellent running and serving comfort

Polyurethane

- high load capacity
- robust and resistant to rubbing
- elastic, quiet operation
- largely resistant to oils, grease, petrol, and a large number of chemicals

Pneumatic

- good shock absorbing characteristics
- low resistance to rolling when used on difficult ground



Dimensions:

- D Wheel diameter
 B Tread width
 d Axle diameter
 n Hub length

Putting quality into operation.


The type of construction of the wheel bearing is of great significance for the operating properties of a castor and therefore for the mobility of the equipment.

Wheel bearings must meet the most varied requirements, such as load bearing capacity, duration of use, environmental influences, resistance to impact shock, resistance to rolling, and resistance to weather, etc.

We distinguish between the following wheel bearings:

1. Solid bearing


A solid bearing consists of a bearing shell solidly connected with the wheel. It demonstrates positive characteristics. The wheel turns around the axle tube bolted to the housing. Wheels made of polyamides have gained general acceptance for castors. Solid bearings are used traditionally for transport equipment that will not be moved much. Under normal conditions solid bearings are maintenance-free and corrosion-resistant.



2. Roller bearing

The roller bearing consists of steel or stainless steel rollers that are positioned in a cage. These rollers roll between the axle tube and the wheel hub. Since in turning around the axle no sliding friction but rather rolling friction occurs, the resistance to rolling of the bearing is relatively low even at high loads.

The roller bearing has become generally accepted as the standard solution particularly for transport equipment castors. Roller bearings are resistant, robust and, to some degree, maintenance-free.




3. Flange bearing

Flange bearings are compact, simple ball bearing units. They consist of a moulded sheet metal housing, in which balls roll between the inner and outer rings, and which has an elongated axle unit.



4. Precision ball bearing

The deep-groove ball bearing, also called precision ball bearing, consists of balls that run between a tempered inside and an outside ring. Even under extreme loads and at high speeds this bearing demonstrates very good operating properties. It meets the most stringent demands for load bearing capacity, resistance to environmental influences and easy running. Due to sealed bearings life-long lubrication can be guaranteed even under extreme environmental conditions. The single-row deep-groove ball bearing is the standard for the area of technically demanding equipment and heavy load castors.



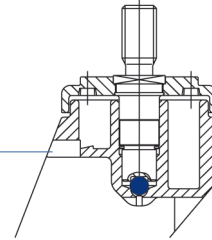
Wrapping it all up.

Housing descriptions:

The swivelling properties of a castor are determined not only by the size and the wheel, but also by the construction of the swivel bearing. Below various types of swivel bearings are described that have been generally accepted as standard types of construction in the most varied fields of application.

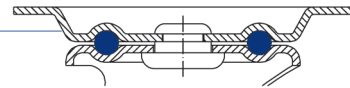
1. Swivel bearing with solid bearing axle

This type of construction is used in the furniture and equipment castor sector for light and medium-heavy loads. It is protected to a great extent against water, dust and dirt.



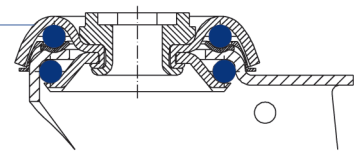
2. Swivel bearing with single race ball

The illustration on the side shows a simple type of bearing for the equipment and transport sector. Through careful design of the ball track, good steerability under normal usage conditions is achieved.



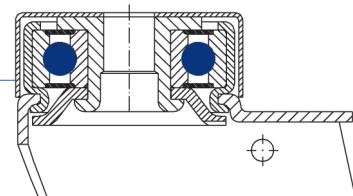
3. Swivel bearing with double ball race

The type of construction seen in the next illustration was developed for the medium and heavy equipment castor sector. The very compact construction shape stands up to stringent static and dynamic demands. Further characteristics are excellent steerability with little play, as well as better protection in comparison with the single-row swivel bearing. A sealing ring provides additional protection against dirt and water spray.



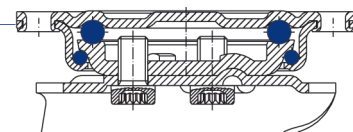
4. Swivel bearing with precision ball bearing

Swivel bearings consist of a precision deep-groove ball bearing. Little free play, smooth running and extensive wear resistance. In addition it is protected to a great extent against water, dust and dirt. This bearing is used for castor applications of medium and high load capacities.



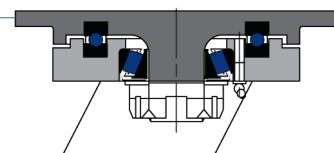
5. Swivel bearing with closed special head

This double-row ball bearing is for use in the lower load bearing of higher transport devices. The completely closed steering head with permanent self-lubrication is protected against dust and water spray. The solution is extremely well suited to withstand the horizontal side forces associated with this type of castor usage.



6. Swivel bearing with axle bearing and tapered roller bearing

This swivel bearing represents the highest degree of performance. It consists of two tapered roller bearings opposite each other. Both bearings are sealed and additional lubrication can be added. Its special characteristics are outstanding functional safety, smooth running and a lack of dirt ingress. This type of bearing is especially appropriate for very high loads.



The castor housings are manufactured from sheet steel, as a welded fabrication or from plastic. The quality of the metal to be processed fulfills the most demanding requirements.

Guaranteed to stand still.

The brake mechanism of the castor has the task of holding the equipment or the machine firmly in the stop position. Therefore they are important components in relation to safety.

Six types of brake mechanisms are available for selection:

1. Wheel locking brake Type b

Brake locks the wheel from rotating.



2. Total brake mounted behind Type h

Brake for apparatus and transport castors mounted behind locks the wheel and the fork head at the same time.



3. Total brake mounted in front Type i

Brake for transport and heavy load bearing castors locks the wheel and fork head at the same time, mounted in front.



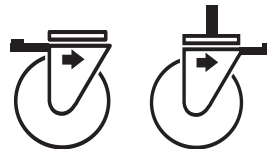
4. Central brake Type q

Brake for medical-technical castors. Braking device integrated into the castor body; locks the wheel and fork head at the same time.



5. Directional brake Type r

Brake for equipment and hospital beds with integrated directional locking brake, locks the steerable castor in the straight-ahead position.



6. Directional lock Type ASL (bolt on)

Directional locking brake that can be retro fitted, locks the steerable castor in the straightahead position for transport castors (see on page 110).



A perfect connection.

For good practice a firm connection must be made between the castor and the transport device. The type and the size of the fixing element must suit the construction and the field of

application of the transport device. Here considerably different forces can affect the castor attachment.

The following types of fixings are used:

L Bolt hole

Access hole through the swivelling axis of the castor for connection with movable equipment



G Threaded pin

For screwing into metal or wood structures



R Expanding socket fitting for tubes

(See chapter »Accessories« on page 128)



P Plate

For bolting onto metal or wooden structures



K0 Pin for nylon sockets

For \emptyset - and tubes as well as wood structures
(For collars in stock see chapter »Accessories« on page 128)



Z Fixing pin

For stable attachment in tubes



CS flat pin

(on inquiry available)

Sockets

For fixing pins (See chapter »Accessories« on page 128)

Assessing resistance to starting and rolling.

Ground conditions, total weight of the device, type of tyres and type of bearing affect the resistance to starting up and running, and therefore have an influence on the manoeuvrability of the device.



Ground conditions.

In relation to ground conditions the following general rule applies: hard ground – soft wheel and vice versa. The type of floor surface requires the choice of a different product profile. For example, in living and office areas no impression should be left behind on fitted carpets or marks left on shiny polished floors. In addition to qualities that are kind to floor surfaces, requirements for material resistance to chemicals, oils, ageing and staining should also be taken into account.

Surface pressure.

Floor covering, especially in the high traffic areas around doors, is heavily affected by being rolled over by a wheel. The maximum surface pressure is therefore an important factor in the combination of castor and floor covering (unit: N/mm²). It should always be below the permitted surface pressure of the floor covering, so that it is protected. For good practice the greater the load on the castors, the wider and larger the wheel should be. Soft wheel material reduces the maximum surface pressure, however they make the manoeuvrability of the transport system more difficult.

Contact discoloration.

Leaving behind traces is not always advisable. This is most apparent when a black rubber tyre is left standing on a light floor covering for a long time. This is called contact discoloration. In order to avoid this side effect, high quality and electrically conduc-

tive rubber tyres are manufactured free of contact discoloration. Aggressive cleaning agents or unsealed grounds can influence the contact discoloration freedom negatively. If you need further information, please let us know!

Chalking.

The coloration of the floor by particles of the tyre is called chalking. This is a physical process that occurs with elastic tyres and is very difficult to avoid. However chalking can be removed with standard cleaning products, on surfaces such as PVC, rubber and stone.

Resistance to starting, rolling and swivelling.

Wheels do not roll by themselves. They have to be moved. The force that has to be applied in order to move a device forward, or to steer, is called rolling or swivelling resistance. This resistance is dependent upon various factors, such as the load, the diameter of the wheel, the tyre material, the type of bearings, the offset radius of the castor, and the ground conditions. Criteria that also influences the resistance to swivelling are types of swivel bearings, ball track and ball bearing diameter.

Unhindered towards the goal.

Load rating is considered, in addition to ground conditions, amongst the most important selection criteria for wheels and castors. In order to be able to determine the load rating required in each case, the following must be known:

1. The weight of the transport device
2. Maximum additional load
3. Number of wheels or castors used

To calculate the exact load rating:

$$T = \frac{E+Z}{n-1}$$

T required load rating of wheel or castor

E weight of the transport device

Z Maximum additional load

n Number of wheels or castors used



The role of chemistry.

External effects can damage the transport system, especially the wheels. Basically we distinguish between two types of adverse chemical influences:

1. Contact with chemical substances in accordance with the regulations.
2. Environmental influences of fluid or gas that prevail at the place of use.

Both these influences can adversely effect not only the overall performance of the castor or wheel, but also the individual components of the assembly, in the form of corrosion, surface changes, loss of strength, embrittlement and degradation of the lubricant properties. Castors that will be used in such problematic environments must have the suitability of their components such as housing, wheel hub, and tyres checked.

Not only time in contact, the concentration of the aggressive chemical substances, but also the humidity and the temperature are factors that influence chemical resistance.

The information in the following tables can be used as a guide.

The values given are not valid for chemical mixtures.

Table key:

- ++ resistance
- + conditional resistance
- = not resistant, no information

*This table
is not mandatory.*



Material	Concentration			Material	Concentration			Material	Concentration		
	Rubber	Polyamide	Polyurethane		Rubber	Polyamide	Polyurethane		Rubber	Polyamide	Polyurethane
A				E				P			
Acetaldehyde	40%	+	+	Ethanol amine	-	-	-	Palmitic acid	-	=	++
Acetic acid	30%	=	++	Ether	-	-	++	Paraffin	-	=	++
Acetone	-	++	++	Ethyl acetate	-	+	++	Phenyl benzol	-	=	-
Acetylene	-	++	++	Ethyl alcohol	-	++	+	Phenyl sulphuric ether	-	=	++
Acrylic acid	-	-	=	Ethylene	-	-	++	Phosphoric acid	10%	+	-
Alkyl alcohol	-	++	+					Potassium chloride	10%	+	++
Alkyl benzol	-	-	++	F				Potassium cyanide	-	-	+
Aluminium acetate	-	-	++	Fatty acids	-	-	++	Potassium hydra oxide	-	-	++
Amines, aliphatic	-	-	++	Flue gas	-	-	-	Potassium sulphate	-	++	-
Amino acid mixtures	-	-	++	Fluorine	-	=	=	Propane	-	=	++
Ammonia, fluid	20%	++	++	Formaldehyde	30%	++	+	Propanol	-	-	+
Ammonium salt	-	-	++	Formamide, pure	-	++	+				
Ammonium thiocyanate	-	-	++	Formic acid	10%	+	=	R			
Ammonium rhodanide	-	-	++	Furfural	-	-	++	Rare gas	-	-	++
Ammonium Hydra oxide	-	-	-					S			
Ammonium carbonate	-	++	-	G				Salt, diluted	10%	+	++
Ammonium nitrate	-	+	-	Gasoline, Petrol aether	-	=	++	Sea water	-	++	++
Ammonium sulphate	-	+	-	Gelatine	-	-	-	Silver nitrate	-	+	++
Amyl acetate	-	++	++	Glacial acetic acid	-	+	-	Slide ethylene glycol	-	++	++
Amyl alcohol	-	++	++	Glucose	-	++	-	Soda ash, liquid	10%	-	++
Anilin	-	=	+	Glue	-	-	++	Soda solution, liquid	10%	++	-
Antrachinon, 85%C	-	-	++	Glycerin	-	++	++	Sodium cyanide, diluted	10%	-	++
Apple acid	-	-	++	Glycol	-	++	+	Sodium hydra oxide, liquid	-	-	-
Aqua regia	-	=	=					Sodium nitrate, liquid	10%	++	++
				H				Sodium phosphate	10%	++	++
B				Hexane	-	=	++	Sodium silicate, liquid	10%	++	++
Barium salts	-	++	+	Hydraulics liquids	-	=	++	Sodium sulphate, liquid	10%	++	++
Beer	-	++	++	Hydrochloric acid, liquid	30%	+	=	Sodium sulphide, liquid	10%	+	++
Bitumen	-	-	++					Sodium thiosulphate, liquid	10%	++	++
Bluestone	-	+	++	I				Spruce pin oil	-	=	++
Boracic acid, diluted	10%	++	+	Ink, fanfares	-	++	++	Stearic acid	-	=	++
Borax	-	++	-	Iron dichloride, angry	10%	+	=	Sulfurous acid	-	+	=
Bromine	-	=	=	Iron sulphate	-	-	-				
Butane	-	=	++	Iso propyl aether	-	++	-	T			
Butter	-	=	++	Iso propyl chloride	-	=	-	Tannin acid	10%	++	-
								Tartaric, liquid	10%	++	++
C				L				Trichlor ethylen	-	=	+
Calcium salts	-	-	-	Lactic acid	-	=	=	Tincture of iodine	-	++	=
Carbolineum	-	=	++	Lead acetate, diluted	10%	+	++	Tuluol	-	=	++
Carbon monoxide, hot	-	-	++	Lead nitrate	-	++	-				
Carbonic acid	-	-	-	Litter salt (-solutions)	-	-	++	U			
Carbon tetrachloride	-	=	++					Uranic fluorides	-	-	=
Casein	-	-	++	M				Uric acid, diluted	10%	++	++
Castor oil	-	-	-	Magnesium, liquid	10%	-	++	Urine	-	++	++
Caustic potash	-	-	-	Manganic salts	10%	-	+				
Caustic soda	-	-	-	Mercuric chloride	-	-	=	V			
Caustic soda	50%	++	+	Mercury	-	++	++	Vaseline	-	-	++
Chomic acid, diluted	10%	=	+	Methylated alcohol	-	+	+	Vegetable oils	-	=	++
Chlorethene, 80°C	-	-	++	Methylene chloride	-	=	=				
Chlorine, chlorine water	-	=	=	Methyl ethyl ketone	-	=	++	W			
Citric acid, diluted	10%	++	++	Methylpyrolidon	-	-	-	Washing Iyes, 80°C	-	++	++
Citrus oils	-	-	++	Milk	-	++	++	Water, cold	-	++	++
Cobalt salts, diluted	20%	-	++	Mineral oil	-	=	++	Water to 80°C	-	+	++
Coconut oil	-	=	++	Mono bromine benzol	-	=	=	Waste water	-	-	++
Copper chloride	-	++	-	Mortars, cement, lime	-	++	++	Wax, 80°C	-	-	++
Copper salts, diluted	10%	-	=	Mustard	-	-	-				
Cotton crop oil	-	-	-					X			
Cresols	-	-	=	N				Xylene	-	=	++
Cyclohexanol	-	+	++	Naphthalene	-	=	++				
				Nickel chloride, liquid	10%	++	+	Z			
D				Nickel salts, liquid	10%	-	+	Zinc chloride, liquid	10%	++	+
Descale, diluted	10%	-	++	Nickel sulphate, liquid	10%	+	+	Zinc rhodanide	30%	-	=
Dichlorobenzene	-	=	++								
Dichlor butylen	-	=	-	O							
Dimethyl ether	-	+	++	Oil of turpentine	-	=	++				
Dimethyl anilin	-	-	-	Oleic acid	-	=	++				
Dimethyl fomamide	-	+	++	Oxalic acid, liquid	10%	-	+				
				Ozone	-	=	+				

Quality for a life in the open air.

Castors not only have to hold their ground in closed rooms—their quality should also defy outside influences. Castors that are used the whole year in the open air are subjected to external influences in relation to adverse weather and extreme temperatures. A combination of temperature and humidity can have a particularly bad effect.

RHOMBUS makes provisions for this – through surface improvements to the sheet steel components. The parts are for example galvanised, chrome-plated or powder coated. For use in particularly harsh environments we recommend rust-free castors, manufactured from stainless steel.

Temperature resistance must be assessed individually for each application. It is dependent upon many varied factors. In the selection process first we investigate the high and low temperature resistance. The final selection of castors is then shaped by influencing factors such as the duration of effect of the temperature, stresses, various environmental influences and ground conditions.

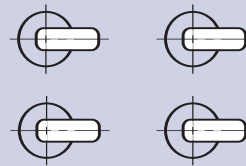
In addition to the environmental influences, the degree to which the castors are washable also has increasing importance. For cleaning in autoclaves or any with high pressure cleaning we recommend corrosion-protected castors, made of stainless steel, chrome-plated steel and high-quality plastics.

Designation	Type Code	Material	Short Term	for continuous effects	Water and steam to approx. 40°C	Water, soap solutions to approx. 50°C	Vegetable and animal fats	Seawater, brine	petrol, diesel, fuel oil	Lubricating oils, and greases
Type of tyre/band	Temperature resistance °C			Chemical resistance						
antistatic tyres	a	solid rubber	-40/+80	-10/+60	+	(+)	(+)	+	-	-
blue-grey tyres	b	solid rubber	-40/+80	-10/+60	+	(+)	(+)	+	-	-
black tyres	c	solid rubber	-40/+80	-10/+60	+	(+)	(+)	+	-	-
resilient tyres	e	solid rubber (reinforced with steel wire)	-40/+80	-10/+60	+	(+)	(+)	+	-	-
heat resistant tyres	h	special rubber mixture	-40/+250	-40/+180	+	+	+	+	-	-
pneumatic tyres grooved tread	l	rubber	-40/+80	-10/+60	+	(+)	(+)	+	-	-
Nylon	p + x	Nylon	-30/+120	-30/+80	+	+	+	+	+	+
Polypropylene	z	Polypropylene	-30/+120	-30/+80	+	+	+	+	(+)	+
Thermoplastic-tyre (TPE)	r	TPE	-40/+60	-30/+50	+	(+)	(+)	+	-	(+)
grey cast-iron	s	grey cast-iron	-40/+350	-40/+350	+	+	+	(+)	+	+
Polyurethane tyre	v + y	Polyurethane	-40/+120	-20/+80	+	(+)	+	+	+	+
2-components-tyre	r + w	2 components	-40/+80	-10/+60	+	(+)	(+)	+	-	-

For going in the right direction.

The steerability of equipment and machines is dependent upon the position of the individual castors on the equipment. Various arrangement possibilities show what direction it can go:

Four swivel castors at the same height on the structure.
 This is the optimum arrangement in order to be mobile in all directions. However in narrow corridors when moving straight ahead, this configuration makes the equipment more difficult to steer. By installing a directional lock on at least one swivel castor this behaviour can be optimised.



Two swivel castors and two fixed castors at the same height on the structure.
 Probably the most-often used arrangement for castors that is suitable for the most varied applications ie for moving straight ahead correctly as well as for curved trajectories. As an alternative there is a possibility to install a wheelset, or two wheels on an axis, instead of a fixed castor. This arrangement proves to be problematic in narrow passages.


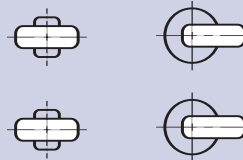


Table key:

- + resistance
- (+) conditional resistance
- not resistant

This table is not mandatory.

Product liability/general sales conditions.

Dear Customer,

According to the definition of the liability of manufacturers for the products they produce, as given in the “law of Liability for Products”, the following information about wheels and castors applies. Deviation from this information, as written, releases the manufacturer of its liability.

1.0 Product Information and Determined Uses

Wheels and castors, according to this definition, are components that are generally replacable. They are installed on equipment, furniture, material handling systems or similar products to make these products mobile. This product information refers to castors and wheels, particularly to swivel castors (not steered castors) which are used on nonpowered equipment; at a speed not to exceed the normal walking speed and not being used continuously. Castors and wheels, according to this product information, can be classified by application into the following categories:

Domestic Uses

i.e. seating, furniture

General

i.e. shopping carts, office equipment

Health care

i.e. beds, carts etc.

Industrial Uses

i.e. material handling of all load capacities

Castors and wheels can have a long and trouble free life if the following criteria are adhered to:

- > correct and secure mounting at the designated location
- > the mounting location must have adequate strength and material for a positive attachment
- > the operation of the castor must not be affected by the attaching
- > the swivel bearing king pin axis must be vertical at all times

- > rigid castors must have their wheels axles perpendicular to the direction of travel. If only swivel castors are used they must be of similar types
- > if rigid castors are used in conjunction with swivel castors, all castors must be compatible and in accordance with the specifications recommended by the manufacturer

For use in temperatures below 5°C (40°F) and above 30°C (85°F), the performance of the castor can be impaired, particularly the load capacity, as stated, can be affected when used in temperatures below or above these stated limits. Special components must be specified. Castors are made of component parts. The manufacturer is only liable for the original components incorporated in the assembled castor. When selecting a castor, it is necessary to take into consideration the technical details in the published charts for a castor.

2.0 Misuse

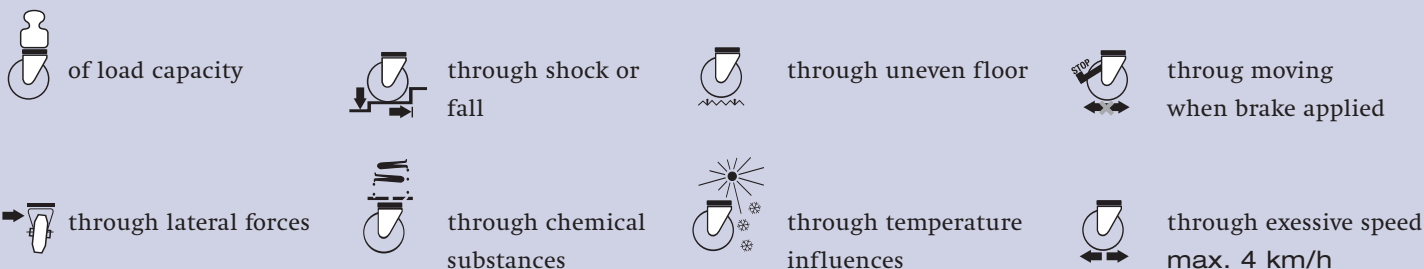
The word “misuse” is defined as:

- > Overloading
- > Unsuitable, unsealed floor conditions
- > Excessive (high or low) temperatures
- > Failure to use brakes properly
- > Exposure to a caustic environment
- > Excessive shock loading
- > Foreign objects penetrating the wheel tread
- > Excessive speed
- > Changes made to components and to assembled castors without prior agreement and approval of the original manufacturer

3.0 Product Capability

Should the user not find the required product in the manufacturer’s catalogues, leaflets, descriptive literature, etc. then any new castor designed for a particular application has to be fully approved by the manufacturer. New designs must be subject to the relevant DIN-, ISO-, CEN-Standards as well as the standard set forth in the Quality Standard RAL-RG 607/10.

Omission-Symbol



4.0 Maintenance

The maintenance of castors is usually:

- > Regreasing the axle and swivel bearings and removing any debris from these areas.
- > Retightening the axle and/or any adjustable fittings.

If cleaning agents are used, these agents must not contain corrosive or granular elements.

5.0 Product-Information and User Guide

It is necessary to insure that the Product Information and User Guide are made available as required and that the reseller insures that his customer is furnished with the appropriate catalogues, etc.; that the Original Equipment Manufacturer, on whose equipment the product is attached, insures the end user colour differences cannot be guaranteed. Dimensions and weights are within the normal industry manufacturing standards. The indication of load capacities are always referring to certain conditions of use which are typical for this sort of product. All indications are subject to progressive changes. To insure proper performance of the castors and wheels, the reseller must consider the Product Information (1.0 to 5.0). This product information can be supplied for distribution to the manufacturer of the equipment. The manufacturer of the equipment must refer to the product Information (1.0 to 5.0) and User Guide. Copies of this Product Information and User Guide may be ordered from the castor manufacturer for distribution to the end user.

General conditions of sale and delivery

The terms and conditions of RHOMBUS Rollen Holding-GmbH (Germany), RHOMBUS S.A.S (France) and RHOMBUS Castors Sdn. Bhd. (Malaysia) are valid in general. On request we can send the detailed contents.

This catalogue has been carried out with attention and care. Possible mistakes and colour differences cannot be guaranteed. Dimensions and weights are within the normal industry manufacturing standards. The indication of load capacities are always referring to certain conditions of use which are typical for this sort of product. All indications are subject to progressive changes.

Danger-Symbol



Forbidden-Symbol



First place of reference.

A			
Assembly dolly	88-94, 96-101, 105-108	Industrial kitchens	36-51, 58-69
Audio furniture	16-19, 22	Industrial kitchen equipment	114, 115
File carts	23-51, 58-69	Infusion stands	23-35
		Intensive care beds	72-76, 80, 81
B			
Bakery oven units	114, 115	L	
Bedside cabinets	16-19	Ladders	14
Bedside tables	23-35	Laundries	67-69
Belt grinding machines	14	Laundry carts	35-51, 58-66, 114, 115
Brochure display stands	23-51, 56, 58-66	Lifting platform	119-121
		Lift tables	119-127
		Lifting carts	119-121
		Light wooden furniture	22, 55
C			
Care beds	36-51, 58-69, 72-76, 78-81	M	
Cargo handling	109	Machine constructions	119-127
Catering trolleys	55	Magazine carts	88-94, 96-101, 105-108
Cleaning machines	36-51, 56, 58-66	Medical appliances	36-51, 58-69, 78, 80, 81
Computer area	36-51, 58-69	Mobile shelves	22
Computer furniture	53, 54		
Computer tables	23-35	N	
Containers	102-104, 109, 119-127	Newspaper dispensers	23-51, 58-66
Containers for hydroculture	22		
Creepers dolly	88-94, 96-101, 105-108	O	
		Occasional carts	36-51, 58-69
		Occasional tables	16-19
		OP beds	72-76, 79-81
		OP tables	80, 81
D		P	
Deep freezer	53, 54	Patient Lifts	78
Diagnostik Equipment	78	Pharmaceutical industry	114, 115
Display stands	16-19, 22-51, 58-66	Photocopiers	53, 54
Drawers	15	Picking carts	88-94, 96-101, 105-108
Dustbins	23-51, 56, 58-66		
		R	
E		Restaurant areas	36-51, 58-66
Electronic Equipment	78	Road constructions	122-127
F		S	
File carts	36-51, 58-69	Sales stands	23-51, 56, 58-66
Food transport equipment	36-51, 58-66, 114, 115	Serving trolleys	16-19, 67-69, 114, 115
Fork lift trucks	119-121	Shop fittings	22, 36-51, 53, 54, 58-69
Food processing industry	114, 115	Shopping trolleys	56
		Shopping trolleys (autowalk)	57
		Small furniture	15-19, 22-35
G		Sofa beds	15
Games tables	14	Sport equipment	23-51, 58-66
Garment stands	23-35	Stage equipment	95
Glass cutting tables	14		
Greeting card dispensers	22-35		
H			
Hospital beds	72-76, 79-83, 152		
Housekeeping carts	23-35, 36-51, 58-69		

T

Tool trolleys	88-94, 96-101, 105-108
Transport containers	87-94, 96-101, 105-108
Transport equipment	95, 102-104, 109
Tripods	36-51, 56, 58-66
Trolleys	114, 115
Turntables	14

U


Upholstered furniture	22
-----------------------	----

W

Waste containers	102-104, 109
Waste disposal systems	114, 115
Wet and dry vacuum cleaners	56
Winter service apparatus	122-127

Do you have any questions, requests
or suggestions about our products?

Talk to our competent team!



With certainty more clarity.

These days transparency is a basic prerequisite for trust. We have also designed our ordering system with this in mind. It is based on a clear and simple systematisation of the most complex structures of a castor. All the product specifications are reflected in the RHOMBUS product key. In this way you can compose the optimal castor for your individual needs quickly and simply. In principle we distinguish between three categories, according to whose sub-points RHOMBUS item numbers are structured: The reference for the fixing is located at the end of the order number. For fields with a coloured background you

can choose your own fixing sizes from our selection, or for expanders or sockets you can specify the desired size yourself.

1. Housing Descriptions

357a

357 Housing series

1 a Type of brake

2. Wheel type

29K 125r

29 Wheel series

2 K Wheel bearing

125 Wheel-Ø (mm)

3 r Tyre type

3. Surface and attachment

ZPF

4 Z Surface treatment

5 P Attachment

F Measurements of attachment (mm)

- 1 a Without brake
- b Wheel locking brake
- h Total brake mounted behind
- i Total brake mounted in front
- k Total brake mounted behind
- q Central brake
- r Directional brake

- 2 Wheel bearings
 - G Solid bearing
 - C Flange bearing
 - K Precision ball bearing
 - R Roller bearing

- 4 Surface finishing
 - C Chrome plated
 - E Sheet steel
 - G Yellow chrome plated
 - K Solid plastic
 - Z Zinc passivated

- 5 Attachment
 - G Threaded pin
 - L Bolt hole
 - P Plate
 - R Expanding socket
 - Z Fixing pin
 - KO Polyamide socket

- 3 a Electrically conductive tyre (10^4Ohm), Shore A 80
- b Solid rubber tyre blue-grey, Shore A 80; wheel series 14 Shore A 64
- c Solid rubber tyre black, Shore A 80
- d Elastic solid rubber tyre blue, Shore A 70
- e Elastic solid rubber tyre black; wheel series 14 Shore A 67; wheel series 17 Shore A 70
- h Heat-resistant tyre
- l Deep groove profile tyre (pneumatic tyres)
- n Polypropylene tyre white
- p Polyamide tyre white
- r Wheel series 29/34 thermoplastic tyre (TPE) grey, Shore A 80
- s Cast tyre
- v Polyurethane tyre Shore A 95
- w 2-components-tyre blue-grey, operational surface Shore A 60, tyre core Shore A 85, for higher load capacities
- x Polyamide tyre black
- y Thermoplastic polyurethane tyre (TPU), electrically conductive (10^4Ohm), Shore A 95
- z Polypropylene tyre black

Plate PB

54x54 mm
SE 40x40 mm

Plate PC

60x60 mm
SE 47x47/37x37 mm

Plate PD

77x67 mm
SE 61x51/50x42 mm

Plate PF

95x70 mm
SE 75x45/72x52 mm

Plate PG

104x84 mm
SE 72x52/80x60 mm

Plate PH

104x80 mm
SE 72x52/80x60 mm

Plate PI

115x85 mm
SE 80x55/60 mm

Plate PK

138x109 mm
SE 105x75/80 mm

Plate PS

Special measurements

Bolt hole LC

Ø 10,2/11 mm

Bolt hole LD

Ø 12,2/13 mm

Threaded pin GC

M 10x25 mm

Threaded pin GD

M 12x25 mm

Threaded pin GI

M 12x15 mm

Threaded pin GU

1/2 - UNC13 x1

Expanding socket R

Tapped hole always in travel direction. On request also available with tapped hole across to travel direction.

Fixing pin CS

(flat pin)

Fixing pin 522

Ø 24x45 mm (M8/19)

Fixing pin 622

Ø 28x45 mm (M8/19)

Nylon socket

pin KO

Ø 11 mm

Length 33,4 mm

Internal tube measurement see »Accessories« page 130!

Available sockets see chapter »Accessories« page 130!

Available sockets see chapter »Accessories« page 130!



Plate

SE = Hole distance

Bolt hole

Threaded pin

Expanding socket

Fixing pin

Nylon socket pin



Swivel castor



Wheel locking brake Type b



Total brake mounted behind Type h



Total brake mounted in front Type i



Central brake Type q



Directional brake Type r



Fixed castor



Wheel-Ø



Tread width



Total height



Offset



Bolt hole-Ø



Dimension of plate



Hole distance (SE)



Hole-Ø



Hub width



Bore-Ø



Load capacity

RHOMBUS Rollen

Holding-GmbH

Industriestraße 8
Industriegebiet West 1
D-42499 Hückeswagen
Tel. +49 (0)2192 9368 0
Fax +49 (0)2192 9368 477

info@rhombus-rollen.com
www.rhombus-rollen.com

Editorial

Editor: Sandra Longobardi, Joan Carles Badenes

Concept/Text/Design: margo.eu

Photography: Barbotin, Delicious

© Copyright: RHOMBUS Rollen Holding-GmbH, August 2017

The reprinting or copying of this catalogue - or parts thereof - is expressly forbidden without prior permission from RHOMBUS.

