

BUILT FOR THE LONG HAUL.

Over 75 years of innovation, quality and value.

magliner.com/legacy





Magliner

FOR OVER 75 YEARS,

**MAGLINE HAS BUILT A
LEGACY OF INNOVATION,
QUALITY AND VALUE.**

MAGLINER®

USA built since 1947



You've come to trust us as a manufacturer of durable, long lasting material handling equipment. Our dedicated US Team is proud that our products uphold the "Made by Magline" quality promise every day, world-wide. Our focus today remains the same: create innovative products and services that are driven by our customer's needs. After all, we have one simple goal . . . build products that you trust will make your work easier for many years to come.

1-800-MAGLINE (624-5463)

magliner.com

TABLE OF CONTENTS



For safe, efficient product use, Magline recommends inspecting equipment regularly and replacing damaged components immediately.

Magline, Inc. reserves the right to substitute products and make design changes as necessary to meet customer needs.

MAGLINE ONE YEAR LIMITED WARRANTY


Magliner products have a one (1) year warranty (unless otherwise specified) from the date of purchase against defects in workmanship or material. Any part or component, except items covered by warranties of other manufacturers, returned to the factory or service center freight prepaid by the owner, found upon examination by Magline, Inc. to be defective or the result of improper workmanship by the factory will be repaired or replaced without charge and returned to the owner freight prepaid by Magline, Inc.

Alterations of Magliner products void any warranty or liability on the part of Magline, Inc. Magline does not guarantee product capacity if alterations are made.

TWO-WHEEL HAND TRUCKS	2-5
Frames	2
Handles	3
Noses	3
Wheels	3
Accessories	4
Design Your Own Hand Truck	5
CONVERTIBLE, COLLAPSIBLE, FOLDING TRUCKS	6-10
Gemini®	6-8
Options & Accessories	7-8
Three-Position Truck	9
Two-Wheel Folding Truck	10
Six-Wheel Folding Platform Truck	10
Folding & Collapsible Trucks	10
SPECIAL APPLICATION TRUCKS	11-25
Hydraulic Brake Truck	11-13
Paddle Brake Truck	14-16
Appliance Hand Truck	16-18
Self-Stabilizing™ (SS™) Hand Truck	18-22
Bottled Water Tray Trucks	23
Two-Wheel & Four-Wheel Snack Trucks	24
Two-Wheel Snack Trucks Options	25
U-BOATS	26-28
Commercial U-Boat	26
Industrial U-Boat	27
Motorized U-Boat	28
DOLLIES	29
Pallet Dollies	29
Pallet Dolly Accessories	29
POWERED EQUIPMENT	30-39
Powered Lifting Hand Truck	30-31
LiftPlus®	32-33
Powered Stair Climber Hand Truck	34-35
Motorized Hand Truck	36-37
Motorized Dewar Cart	38
Motorized Hopper Cart	39

HAND TRUCKS

DESIGN YOUR OWN MAGLINER



Lightweight, high strength aircraft grade aluminum.

Engineered for optimum strength to weight ratio.

Personalization available to deter theft and promote company.

Aluminum die-cast material is high strength and corrosion resistant.

Magliner wheels include a proprietary sealed bearing with lifetime lubrication.

Frames

HAND TRUCK FRAMES

- Bolted cross braces are up to 10 times more rigid and over twice as strong as riveted braces due to custom engineered internal rib structure
- Trilobular, thread locking screws exceed IFI locking standards encompassing extreme resistance to vibrational loosening
- Resilient aluminum design has a unique combination of high strength and low weight
- Bolted modular frame construction offers increased reparability compared to riveted frame construction

ALL ALUMINUM



P/N	M/N	HT.(IN.)	WT.(LBS.)
300001	1	39	6.0

Straight back with 1-1/4" cross braces.



P/N	M/N	HT.(IN.)	WT.(LBS.)
302653	C	39	6.5
300042	8	52	8.5

Straight back with 2-1/8" cross braces.

ALUMINUM W/MOLDED CROSS BRACES



P/N	M/N	HT.(IN.)	WT.(LBS.)
300021	5	39	5.0
303113	Q	52	7.0

Curved back with 1-1/4" cross braces.



P/N	M/N	HT.(IN.)	WT.(LBS.)
300032	6	39	5.0
300105	7	39	5.5

Straight back with 1-1/4" cross braces.

VERTICAL STRAP OPTIONS



BOLT-ON VERTICAL STRAP

ALUMINUM CROSS BRACES				MOLDED CROSS BRACES			
P/N	FRAME HT.(IN.)	WT.(LBS.)	for Frame P/N	P/N	FRAME HT.(IN.)	WT.(LBS.)	for Frame P/N
86350	39	1.0	300001	86352	39	1.0	300021
86351	39	1.0	302653	86356	52	1.0	303113
86355	52	1.5	300042				

All Magliner hand trucks have a 500 pound capacity unless otherwise stated.

Handles

HORIZONTAL LOOP



P/N	M/N	WT.(LBS.)
301000	11	1.0

Standard loop.



P/N	M/N	WT.(LBS.)
301008	19	1.5

Standard loop with vinyl sleeve.



P/N	M/N	WT.(LBS.)
301005	18	1.0

Angled standard loop (3" higher).



P/N	M/N	WT.(LBS.)
301001	24	1.0

Standard loop with straight top.

DOUBLE GRIP



P/N	M/N	WT.(LBS.)
86031	16	2.0

Bolted double grip with universal brace.



P/N	M/N	H"	WT.(LBS.)
301137	30	52	2.5

Welded double grip.



P/N	M/N	H"	WT.(LBS.)
301126	13B	55	3.0
301127	13C	60	3.3

Welded pistol grip.



P/N	M/N	H"	WT.(LBS.)
301004	17	52	2.0

Welded pistol grip.

VERTICAL LOOP



P/N	M/N	H"	WT.(LBS.)
300981	15A	52	2.25

300990 15A 52 2.25 for #300021 frame

P/N	M/N	H"	WT.(LBS.)
300978	15C	60	3.5

Welded vertical loop.

P/N	M/N	H"	WT.(LBS.)
300977	15C	60	3.5

for #300021 frame



P/N	M/N	H"	WT.(LBS.)
300994	60	52	2.0

Welded vertical loop.



P/N	M/N	H"	WT.(LBS.)
301115	25B	55	3.0

Welded double loop.



P/N	M/N	H"	WT.(LBS.)
302297	35B	55	3.0
302298	35D	62	3.5

Welded double loop.

DOUBLE LOOP

All Magliner wheels feature the trademarked red sealed semi-precision bearing.

SOLID RUBBER



P/N	M/N	D"	WT.(LBS.)
10815	815	8	2.5

Mold-on rubber on die-cast hub.



P/N	M/N	D"	WT.(LBS.)
11825	825	8	3.5
111025	1025	10	5.5

Puncture resistant, solid rubber tire on one-piece polyolefin hub.



P/N	M/N	D"	WT.(LBS.)
10830	830	8	2.0
101030	1030	10	3.0

Puncture resistant, non-marking balloon cushion rubber on one-piece polyolefin hub.

MICROCELLULAR



P/N	M/N	D"	WT.(LBS.)
111075	1075	10	3.0

Puncture resistant, non-marking microcellular tire on one-piece high-density, interlocking polyethylene hub.



P/N	M/N	D"	WT.(LBS.)
111080	1080	10	4.0

Puncture resistant, non-marking microcellular tire on one-piece high-density, interlocking polyethylene hub.



Flow through design interlocks rubber, preventing run-off and scalping. (111070, 111075 and 111080 wheels)

PNEUMATIC



P/N	M/N	D"	WT.(LBS.)
121060	1060	10	4.5

4-ply tube-type tire with three-piece off-set hub.



P/N	M/N	D"	WT.(LBS.)
101020	1020	10	7.0

Foam filled with three-piece off-set hub.



P/N	M/N	D"	WT.(LBS.)
131010	1010	10	4.0

Puncture resistant, non-marking tire on one-piece steel hub.



P/N	M/N	D"	WT.(LBS.)
111070	1070	10	2.5

Puncture resistant, non-marking microcellular tire on one-piece high-density, interlocking polyethylene hub.

Noses


DIE-CAST



P/N	M/N	W"	D"	WT.(LBS.)
300200	AA	14	7-1/2	4.0
300196	HA	14	12	5.0
300201	UA	18	7-1/2	5.0

Designed with aluminum alloys chosen for high strength and corrosion resistance.


STEEL



P/N	M/N	W"	D"	WT.(LBS.)
300544	E3	14	9	7-1/2
300554	E4	14	9	N/A
300545	G3	18	9	7-1/2
300548	G4	18	9	N/A

High strength, low alloy powder coated steel with machined edge for easily sliding under loads.

EXTRUDED ALUMINUM



P/N	M/N	W"	FLUSH MOUNT D"	RECESSED MOUNT* D"	WT.(LBS.)
300244	E1	14	9	7-1/8	4.5
300254	E2	14	9	N/A	5.0
300245	G1	18	9	7-1/8	5.5
300248	G2	18	9	N/A	6.0
300203	K1	16	12	N/A	7.0
300215	K2	20	12	N/A	8.5

6000 series alloy designed with a tapered profile and leading edge for ease of use and maximum strength to weight ratio.

* Recessed mount not available on narrow-aisle models.

Wheels

HAND TRUCK

Accessories



P/N	WT.(LBS.)
86006	2.5

Heavy-duty cast stair climbers with replaceable low-friction polymer glide bars.



P/N	WT.(LBS.)
86092	2.5

Heavy-duty cast stair climbers with replaceable low-friction polymer glide bars. Narrow aisle models only.



P/N	H"	WT.(LBS.)
40050	55	1.5
40010	60	1.5
40011	68	2.5

Hi-U frame extensions add height and stability for taller loads (hardware required).



P/N	H"	WT.(LBS.)
40050F	55	2.0
40010F	60	2.0
40011F	68	2.5

Hi-U frame extensions with foam sleeve (hardware required).



P/N	WT.(LBS.)
302497	0.5

Padded cover for Hi-U frame extensions.



P/N	H"	W"	WT.(LBS.)
303134	16	7	3.0
303135	20	9	4.5

Extruded aluminum wings add an additional 6" of load support. 33"/39" frames use kit 303134 (2 upper - 9.5" L x 3"W and 2 lower - 13" L x 3"W) and 52" frames use kit 303135 (2 upper/4 lower wings).



P/N	H"	W"	WT.(LBS.)
301114K	8-1/2	2-1/2	1.5

Wheel guards prevent loads from rubbing against hand truck wheels.




P/N	WT.(LBS.)
301121K	0.5

Holds keg in place securely. For use with 300021 frame only.



P/N	L"	WT.(LBS.)
32511K	4	1.5
32513K	5	1.5

Sliding keg hook swings out of the way when not in use. 4" hook for straight side kegs and 5" hook for barrel-style kegs (rod and hardware required).



P/N	WT.(LBS.)
302544	2.0

Folding nose kit (302541 without lock rod) allows aluminum extruded noses to fold flush with frame when not in use. 500 pound capacity. Not available on narrow aisle models.

ACCESSORY BAGS



P/N	L"	W"	WT.(LBS.)
302680	13	8	0.5

- Main pocket 13" long x 8" wide x 2" deep with 1 Velcro strap.
- Outside pocket 5-1/4" long x 5-1/2" wide.



P/N	L"	W"	WT.(LBS.)
302681	16-1/2	12	1.0

- 2 top pockets, sealed with Velcro 10" long x 6" wide.
- 1 tool pocket 12" wide x 3-1/2" deep.



P/N	L"	W"	WT.(LBS.)
302682	12-1/2	12	1.0


- 1 pocket 11" deep x 9" wide.



P/N	L"	W"	WT.(LBS.)
302683	29	12	1.0

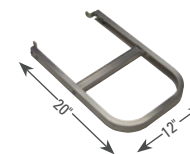
- 2 top pockets, sealed with Velcro 10-1/2" long x 6" wide.
- 1 tool pocket 12" wide x 3-1/2" deep.
- 1 pocket 11-1/2" wide x 12" deep.

FOLDING NOSE (300 POUND CAPACITY)



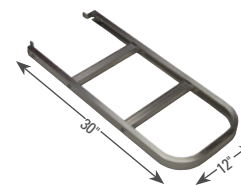
P/N	M/N	WT.(LBS.)
301019	F1	4.0

Low-profile formed aluminum extension.




P/N	M/N	WT.(LBS.)
301025	F2	2.5

Extruded aluminum channel extension.



P/N	M/N	WT.(LBS.)
301026	F3	4.0

Extruded aluminum channel extension.



P/N	WT.(LBS.)
301052	4.5

Extruded aluminum channel extension with carpet.

MOLDED ENGINEERED PLASTIC CURB RAMP



- Light and portable, easy to handle
- Aggressive non-skid surface for secure footing
- Open surface to allow debris to pass through
- Strong and durable

P/N	WT.(LBS.)
PKR220	9.0

SPECIFICATIONS

Usable width	24"
Overall width	27"
Overall length	27"
Service range	Up to 8"
Capacity	600 lbs.
Weight	9 lbs.

ALUMINUM CURB RAMP



- Lightweight
- Corrosion-resistant aluminum
- Replaceable safety walk strips for secure footing
- 2" x 5" Hand cut-out for easy handling
- 1-1/4" High safety side rails

P/N	WT.(LBS.)
ALCR	16.0

SPECIFICATIONS

Usable width	26-1/2"
Overall width	27"
Overall length	27"
Service range	2-1/2" - 8"
Capacity	750 lbs.
Weight	16 lbs.

DESIGN YOUR OWN HAND TRUCK

As the industry leader, Magline has created this section to help you design the hand truck that best suits your needs. These recommendations are based on ergonomic evaluation, customer feedback, and engineering specifications.

FRAMES	
All frames utilize heavy-duty side rail extrusions with bolted cross braces. Available in 39" and 52" heights.	
Straight back with aluminum cross braces	Our most popular frame. Excellent general purpose frame for a wide variety of package sizes and used in most industries.
Curved back with molded cross braces	The curved polymer cross braces are specifically designed to cradle and provide stable load management for larger cylindrical loads. High impact resistance makes them excellent for managing heavy loads like kegs.
Combination straight and curved cross braces	These frames combine straight aluminum cross braces and curved molded cross braces. These frames are perfect for managing mixed cylindrical and flat loads.
HANDLES	
Handles are often selected based on user preference. The following are general benefits of the different handle types Magline offers. Overall, the more simple the handle, the less weight it adds to the hand truck.	
Horizontal Loop	Most popular handles – allows user to grip on multiple locations depending on situation. Add additional comfort with vinyl sleeve or additional load support with "U" brace.
Vertical Loop	Provide the optimum break-back comfort and allow users multiple gripping choices.
Double Loop	Allow vertical gripping for easy break-back or horizontal gripping for controlled rolling; excellent for stair climbing or descending.
Single Grip	Provide optimum balance point between user and hand truck; use high grip for control on stairs or low grip for easy turning.
Double Grip	Excellent steering capability and firm grip for solid load control.
NOSES	
Die-Cast	Our most popular and highest value nose plate is extremely lightweight and durable, weighing 1/3 less than comparable products made from steel. They are temperature resistant so they work well in cold weather and freezers. Available in a variety of sizes to fit almost any load requirement.
Extruded Aluminum and Steel	Excellent for scooping stacks and stair deliveries. Available in a variety of sizes making them an excellent choice for unusual package sizes.

WHEELS	
In general, 8" wheels in a similar tire and wheel compound are lighter than 10" wheels; 10" wheels typically provide better maneuverability over more diverse terrain environments.	
Mold-on Rubber	One of our lightest wheels, this bonded tire is durable and rolls well over most paved surfaces.
Pneumatic	Pneumatic tires provide excellent shock absorption and load protection. Best uses include uneven terrains or surfaces such as gravel. Shock absorption means reduced impact on loads for less damage. Recommended when loads are consistently near maximum capacity. (Magline recommends checking air pressure regularly and maintaining proper pressure.)
Balloon Cushion	A lightweight, excellent rolling wheel that provides shock absorption characteristics only surpassed by a pneumatic. Shock absorption means reduced impact on loads for less damage.
Microcellular	Microcellular wheels work well on challenging surfaces including rough and uneven terrain. Microcellular wheels are long lasting – never needs air, never goes flat. They provide some of the shock absorption capabilities of a pneumatic.
HAND TRUCK ACCESSORIES	
Frame Vertical Strap	Bolt-on vertical strap makes repair and in-field installation easy. Kits are available for all frames.
Stair Climbers	Help climb and descend stairs with less effort. Polymer glide strips improve the ability to negotiate curbs, steps and stairs while reducing the potential for load damage or loss associated with stairs and curbs and they protect stairs from damage.
Folding Nose	Extends the length of the hand truck nose to carry additional bulky packages. Their use reduces the overall capacity of the hand truck to 300 pounds.
Hi-U Frame Extension	Available in several heights. These extensions provide additional stability for unusually high loads; add the foam option or padded cover to cushion arms for better comfort and fewer injuries.
Keg Hook	Provides additional stability for keg delivery especially on stairs.
Wheel Guards	Adding wheel guards provides a barrier between the wheels and the load, reducing damage – especially useful with overlapping loads like flour bags.
Accessory Bag	Provides a secure place to carry hand-held computers, pencils, food service splits and other supplies.
Wings	Extruded aluminum wings add an additional 6" of load support.



SPECIFICATIONS			
	GEMINI JR. GMK16UA4	GEMINI SR. GMK81UA4	GEMINI XL XLSP
Overall width	21"	21"	22-3/4"
Frame width	12"	12"	14"
Deck width	12"	12"	17"
Overall length, 4 wheel	47-1/2"	55-3/4"	57-1/4"
Height as hand truck	51"	61"	62-3/4"
Handle height as platform truck	40"	45-1/8"	45-3/4"
Platform bed length	38"	51"	53-3/4"
Capacity as hand truck	500 lbs.	500 lbs.	500 lbs.
Capacity as platform truck	1,000 lbs.	1,000 lbs.	1,250 lbs.
Platform height from floor	10-1/2"	10-1/2"	11-3/16"
Standard wheel (pneumatic)	10"	10"	10"
Casters (standard swivel)	5" x 1-1/4"	5" x 1-1/4"	6" x 2"
Nose	18" x 7-1/2"	18" x 7-1/2"	18" x 9"
Shipping weight	44 lbs.	45 lbs.	54 lbs.

- 2-in-1 truck converts from 2 to 4 wheels in seconds
- High capacities reduce number of trips per day, increasing productivity
- Bolted cross braces are up to 10 times more rigid and over twice as strong as riveted braces due to custom engineered internal rib structure
- Trilobular, thread locking screws exceed IFI locking standards encompassing extreme resistance to vibrational loosening
- Strong, lightweight construction reduces user fatigue
- Optional accessories available to meet all delivery needs
- Modular design means no welds to break, all parts are replaceable for longer product life

As easy as 1... 2... 3



PRESS RELEASE LATCH




SLIDE FRAME DOWN HANDLE



HAND TRUCK BECOMES PLATFORM TRUCK

Options


DIE-CAST NOSES



P/N	M/N	W"	D"	WT.(LBS.)
300200	AA	14	7-½	4.0
300196	HA	14	12	5.0
300201	UA	18	7-½	5.0


Designed with aluminum alloys chosen for high strength and corrosion resistance.

EXTRUDED ALUMINUM NOSES



P/N	M/N	W"	FLUSH MOUNT		RECESSED MOUNT*	WT.(LBS.)
			D"	D"		
300244	E1	14	9	7-½	4.5	6000 series alloy designed with a tapered profile and leading edge for ease of use and maximum strength to weight ratio.
300254	E2	14	9	N/A	5.0	
300245	G1	18	9	7-½	5.5	
300248	G2	18	9	N/A	6.0	
300203	K1	16	12	N/A	7.0	
300215	K2	20	12	N/A	8.5	

GEMINI XL EXTRUDED NOSE



P/N	W"	D"	WT.(LBS.)
302782	18	9	5.95

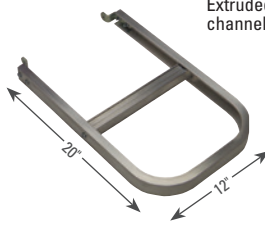
Flush mount only.

FOLDING NOSES (300 Pound Capacity)




P/N	M/N	WT.(LBS.)
301019	F1	4.0

Low-profile formed aluminum extension.



P/N	M/N	WT.(LBS.)
301025	F2	2.5


Extruded aluminum channel extension.



P/N	M/N	WT.(LBS.)
301026	F3	4.0


Extruded aluminum channel extension.

WHEELS



P/N	M/N	D"	WT.(LBS.)
101030	1030	10	3.0

Puncture resistant, non-marking balloon cushion rubber on one-piece polyolefin hub with semi-precision bearings.



P/N	M/N	D"	WT.(LBS.)
131010	1010	10	4.0

Puncture resistant, non-marking microcellular foam tire on one-piece steel hub with semi-precision bearings.



P/N	M/N	D"	WT.(LBS.)
121060	1060	10	4.5

4-Ply pneumatic tube-type tire with three-piece off-set hub and semi-precision bearings.



P/N	M/N	D"	WT.(LBS.)
111070	1070	10	2.5

Puncture resistant, non-marking microcellular tire on one-piece high-density, interlocking polyethylene hub with semi-precision bearings.



P/N	M/N	D"	WT.(LBS.)
111075	1075	10	3.0

Puncture resistant, non-marking microcellular tire on one-piece high-density, interlocking polyethylene hub with semi-precision bearings.



P/N	M/N	D"	WT.(LBS.)
111080	1080	10	4.0

Puncture resistant, non-marking microcellular tire on one-piece high-density, interlocking polyethylene hub with semi-precision bearings.



Flow through design interlocks rubber, preventing run-off and scalping. (111070, 111075 and 111080 wheels)

Casters

GEMINI CASTERS



P/N	D"	W"	WT.(LBS.)
131020	5	1-1/4	2.0

Gray polyurethane with flat tread. Best for heavy loads, outdoor, or warehouse surfaces due to hard compound.



P/N	D"	W"	WT.(LBS.)
131030	5	1-1/4	2.0

Thermoplastic rubber with flat tread. Softer compound is best for moderate or indoor loads, quiet, non-marring.



P/N	D"	W"	WT.(LBS.)
131031	5	1-1/4	2.0

Thermoplastic rubber with round tread. Round tread allows the caster to turn easier and is best for areas requiring sharp turns.



P/N	WT.(LBS.)
51010	.25

Brake kit for 5" x 1-1/4" casters to be used on level surfaces.

GEMINI XL CASTER



P/N	D"	W"	WT.(LBS.)
130025	6	2	3.5

Thermoplastic rubber caster with brake to be used on level surfaces.

P/N	D"	W"	WT.(LBS.)
131020B	5	1-1/4	2.25

Gray polyurethane with brake to be used on level surfaces.

P/N	D"	W"	WT.(LBS.)
131030B	5	1-1/4	2.25

Thermoplastic rubber with brake to be used on level surfaces.

P/N	D"	W"	WT.(LBS.)
131031B	5	1-1/4	2.25

Thermoplastic rubber with brake to be used on level surfaces.

Accessories

SNAP ON DECKS



- Snaps in place quickly and removes easily
- Great for carrying small packages
- Formed from strong embossed aluminum
- Stays securely in place

P/N	WT.(LBS.)
301644 Gemini Jr.	5.5
301645 Gemini Sr.	6.5

ACCESSORIES



P/N	WT.(LBS.)
86006	2.5

Heavy-duty cast stair climbers with replaceable low-friction polymer glide bars (for Gemini Sr. only).



P/N	WT.(LBS.)
302725	4.5

Load containment arm (for Gemini XL only).

MOLDED ENGINEERED PLASTIC CURB RAMP



P/N	WT.(LBS.)
PKR220	9.0

Not intended for use with Gemini XL.

- Light and portable, easy to handle
- Aggressive non-skid surface for secure footing
- Open surface to allow debris to pass through
- Strong and durable

SPECIFICATIONS	
Usable width	24"
Overall width	27"
Overall length	27"
Service range	Up to 8"
Capacity	600 lbs.
Weight	9 lbs.

ALUMINUM CURB RAMP



P/N	WT.(LBS.)
ALCR	16.0

- Lightweight
- Corrosion-resistant aluminum
- Replaceable safety walk strips for secure footing
- 2" x 5" Hand cut-out for easy handling
- 1-1/4" High safety side rails

SPECIFICATIONS	
Usable width	26-1/2"
Overall width	27"
Overall length	27"
Service range	2-1/2" - 8"
Capacity	750 lbs.
Weight	16 lbs.

THREE-POSITION TRUCK

Three Application Positions to Speed In-Service Use While Improving Load Management of Difficult Shaped Packages.



INCLINED POSITION
Maintain an inclined position for door entry and control packages of various sizes that do not stack well.



TWO-WHEEL POSITION
Standard two-wheel hand truck for general use. Built-in 27" containment arm recesses into the frame when not in use.



TRADITIONAL FOUR-WHEEL PLATFORM TRUCK
750 pound capacity accommodates larger loads to reduce number of trips.

SPECIFICATIONS

TWO-WHEEL POSITION


Overall height	51"
Overall width	21"
Capacity	500 lbs.
Tires	10" pneumatic
U nose plate	18" wide x 7-1/2" long
Folding recessed nose	9" wide x 27" long (300 pound capacity)

FOUR-WHEEL & INCLINE POSITION

Overall height	40"
Cargo area	12" wide x 50" long
Capacity	750 lbs.
Casters	5" diameter x 1-1/4" wide
Weight	43 lbs.


Ships fully assembled.

NOSES



DIE-CAST ALUMINUM				
P/N	M/N	W"	D"	WT.(LBS.)
300200	AA	14	7-1/2	4.0
300196	HA	14	12	5.0
300201	UA	18	7-1/2	5.0

Designed with aluminum alloys chosen for high strength and corrosion resistance.



EXTRUDED ALUMINUM RECESSED MOUNT				
P/N	M/N	W"	D"	WT.(LBS.)
300244	E1	14	7-1/8	4.5
300245	G3	18	7-1/8	5.5

6000 series alloy designed with a tapered profile and leading edge for ease of use and maximum strength to weight ratio.


CASTERS



P/N	D"	W"	WT.(LBS.)
131021B	5	1-1/4	2.25


Polyurethane with side locking brake to be used on level surfaces (truck is compatible with only one caster with brake).

WHEELS




P/N	M/N	D"	WT.(LBS.)
111025	1025	10	5.5

Puncture resistant, solid rubber tire on one-piece polyolefin hub with semi-precision bearings.




P/N	M/N	D"	WT.(LBS.)
121060	1060	10	4.5

4-Ply pneumatic tube-type tire with three-piece off-set hub and semi-precision bearings.



P/N	M/N	D"	WT.(LBS.)
101030	1030	10	3.0

Puncture resistant, non-marking balloon cushion rubber on one-piece polyolefin hub with semi-precision bearings.




P/N	M/N	D"	WT.(LBS.)
131010	1010	10	4.0

Puncture resistant, non-marking microcellular foam tire on one-piece steel hub with semi-precision bearings.




P/N	M/N	D"	WT.(LBS.)
101020	1020	10	7.0

Foam filled pneumatic with three-piece off-set hub and semi-precision bearings.



P/N	M/N	D"	WT.(LBS.)
111070	1070	10	2.5

Puncture resistant, non-marking, microcellular tire on one-piece high-density, interlocking polyethylene hub with semi-precision bearings.




P/N	M/N	D"	WT.(LBS.)
111075	1075	10	3.0

Puncture resistant, non-marking, microcellular tire on one-piece high-density, interlocking polyethylene hub with semi-precision bearings.



P/N	M/N	D"	WT.(LBS.)
111080	1080	10	4.0

Puncture resistant, non-marking, microcellular tire on one-piece high-density, interlocking polyethylene hub with semi-precision bearings.



Flow through design interlocks rubber, preventing run-off and scalping.

FOLDING & COLLAPSIBLE TRUCKS

TWO-WHEEL FOLDING TRUCK



P/N
FTA19E1AL
Straight back.



P/N
FCA19E1AR
Curved back.

- Folds quickly and easily for convenient storage – takes up 72% less cubic space than a standard hand truck
- Large 500 pound load capacity, same as standard Magliner hand trucks
- Heavy-duty construction for superior strength and durability
- Custom extruded latch design may be engaged with one hand

SPECIFICATIONS	
H x W x D (folded)	28-½" x 18-½" x 10"
H x W x D (upright)	49" x 18-½" x 16"
Weight	22 lbs.
Capacity	500 lbs.
Capacity in 12 packs	18
Capacity in 2 liters	3-6
Capacity in 20 oz.	2
Capacity in kegs	2

Ships fully assembled.

SIX-WHEEL FOLDING PLATFORM TRUCK



P/N
MT-TA
Main unit comes with 39" handle and 8" balloon cushion wheels.



P/N
MT1TA
Main unit with extension, 39" handle and 8" balloon cushion wheels.

- Folds flat quickly and easily for convenient storage in car trunk
- Turns on a dime! Designed to maneuver easily through store aisles
- Standard caster brake helps prevent truck from moving while loading/unloading
- Non-slip grating keeps load in place during transport
- Toggle latch to lock main unit and extension for increased load stability
- Base unit stands upright for more convenient loading and unloading

	SPECIFICATIONS	
	MAIN UNIT	EXTENSION
Length	31"	30-7/8"
Deck width	23-¼"	23-¼"
Overall width	28-¼"	27"
Handle height	39"	n/a
Weight	33 lbs.	17 lbs.
Capacity	750 lbs.	1,500 lbs.*

* Combined capacity when used with main unit.

Ships fully assembled.

COLLAPSIBLE PLATFORM TRUCK

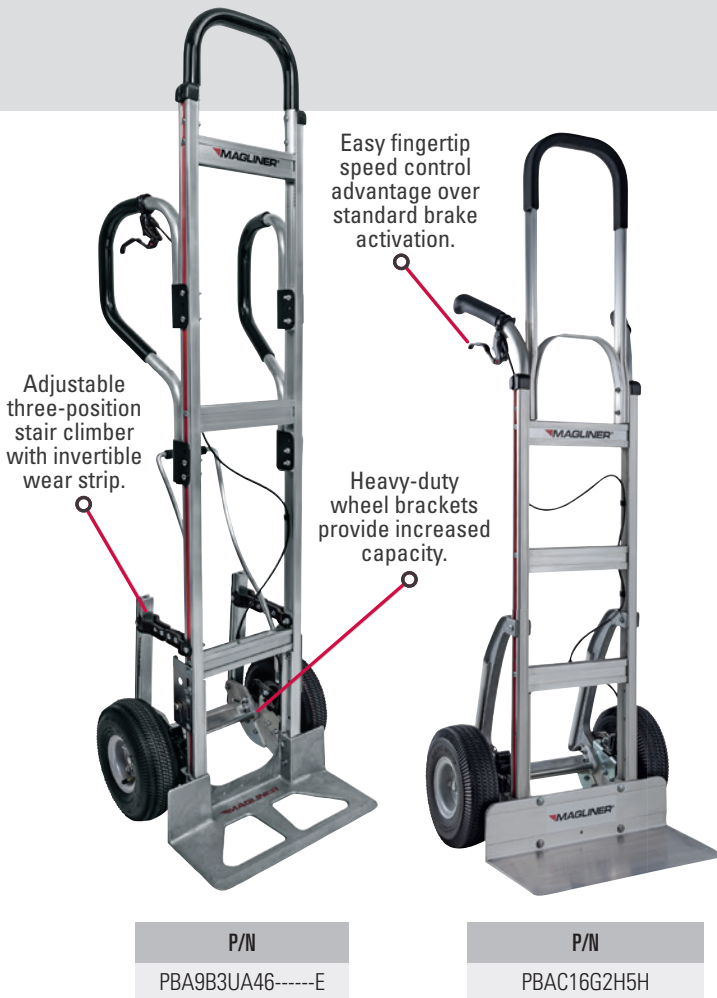


P/N
MTA2-L

- Uses include transporting beverages, food, and general merchandise from stockroom to store floor
- Collapses and folds within seconds to easily be carried to and stowed in any size vehicle
- Non-marking casters are made of durable thermoplastic rubber for high rolling efficiency to reduce user strain
- Made of lightweight, high-strength aluminum for optimum strength-to-weight ratio
- Configures to 8 different positions
- Two of the four swivel casters include directional locks to assist with moving the load in a straight direction

SPECIFICATIONS	
MTA2-L	
STOWED POSITION	
Overall height	29"
Overall depth	8-½"
Overall width	16"
CART POSITION	
Overall height, handle extended	41-½"
Overall width	16"
Overall depth, collapsed position	24"
Overall depth, middle position	32"
Overall depth, expanded position	40"
Capacity	650 lbs.
Casters	(2) - 5" x 1-1/4" swivel; (2) - 5" x 1-1/4" swivel with direction lock capability
Weight	33 lbs.

Ships fully assembled.



- Split-line hydraulic system provides even side-to-side braking for true linear descent
- Stronger, heavy duty wheel brackets increase load capacity
- Ergonomic kick bar assists with loading, unloading and breaking back loads
- Brake components are fully serviceable, equating to less down time

SPECIFICATIONS		
	PBA9B3UA46-----E	PBAC16G2H5H
Capacity	600 lbs.	600 lbs.
Frame Height	60"	39"
Overall Height	68"	60"
Overall Width	20-3/4"	20-1/2"
Overall Depth	18-1/2"	20"
Nose Dimensions	18" wide x 7-1/2" deep	18" wide x 9" deep
Weight	48 lbs.	36 lbs.
Wheels	10" 4-ply pneumatic	10" microcellular foam

Ships fully assembled.

Features

BRAKE LEVER



- Adjustable brake lever grip width - no tools required
- Lever can be mounted for right hand or left hand use
- The amount of lever stroke required to activate braking power is minimal - one finger

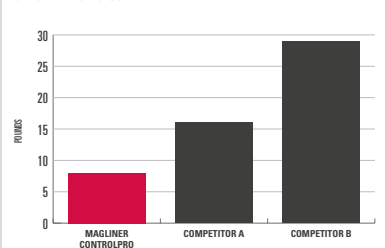
DISC BRAKE



- Up to 50% advantage in braking over competitors' brake performance
- Self-cleaning disc brakes provide consistent performance in all weather conditions

HAND FORCE REQUIRED

FOR 10 FT-LBS. OF TORQUE PER WHEEL

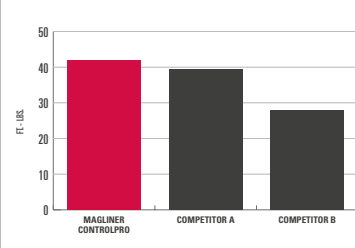


REDUCED MUSCLE STRAIN

With up to 3 times less muscle exertion required to slow the truck, hand and forearm fatigue is reduced.

MAX TORQUE

PER WHEEL



INCREASED BRAKING POWER

ControlPRO® brake technology outperforms other brake mechanisms such as drum and single disc brakes.

Options


FRAMES

P/N	M/N	HT.(IN.)	WT.(LBS.)
302653	C	39	6.5
304235	9	60	7.5

Straight back with 2-1/8" cross braces.



DIE-CAST NOSES




P/N	M/N	W"	D"	WT.(LBS.)
300200	AA	14	7-1/2	4.0
300196	HA	14	12	5.0
300201	UA	18	7-1/2	5.0

Designed with aluminum alloys chosen for high strength and corrosion resistance.

EXTRUDED ALUMINUM NOSES

(Flush mount only)

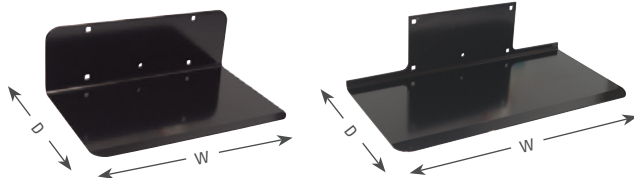


P/N	M/N	W"	FLUSH MOUNT		WT.(LBS.)
			D"	D"	
300244	E1	14	9	9	4.5
300254	E2	14	9	9	5.0
300245	G1	18	9	9	5.5
300248	G2	18	9	9	6.0
300203	K1	16	12	12	7.0
300215	K2	20	12	12	8.5

6000 series alloy designed with a tapered profile and leading edge for ease of use and maximum strength to weight ratio.

STEEL NOSES

(Flush mount only)



P/N	M/N	W"	RECESS MOUNT		FLUSH MOUNT		WT.(LBS.)
			D"	D"	D"	D"	
300544	E3	14	7-1/2	7-1/2	9	9	9.5
300554	E4	14	N/A	N/A	9	9	10.5
300545	G3	18	7-1/2	7-1/2	9	9	11.5
300548	G4	18	N/A	N/A	9	9	13.5

High strength, low alloy powder coated steel with machined edge for easily sliding under loads.

Handles for 302653 (C) frame only

HORIZONTAL LOOP



P/N	M/N	WT.(LBS.)
304280	22	1.5

Standard loop with vinyl sleeve.

SINGLE GRIP



P/N	H"	M/N	WT.(LBS.)
304275	60	13C	3.5

Welded pistol grip.

DOUBLE GRIP



P/N	M/N	WT.(LBS.)
86031	16	2.0

Bolted double grip with universal brace.

VERTICAL LOOP



P/N	M/N	H"	WT.(LBS.)
300981	15A	52	2.35
300978	15C	60	3.5

Welded vertical loop.

Handles for 304235 (9) frame only

VERTICAL LOOP



P/N	M/N	WT.(LBS.)
304200	B1	2.5

Adjustable welded vertical loop.

ERGO LOOP



P/N	M/N	WT.(LBS.)
304205	B2	1.75

Adjustable loop with vinyl sleeve.

SHEPHERD



P/N	M/N	WT.(LBS.)
304210	B3	3.0

Adjustable shepherd handle with vinyl sleeve.

PISTOL GRIP




P/N	M/N	WT.(LBS.)
304245	B4	1.75

Adjustable dual pistol grip.

Options

MICROCELLULAR WHEELS



P/N	M/N	D"	WT.(LBS.)
304267	1050	10	5.0

Puncture resistant, non-marking tire on one-piece steel hub with semi-precision bearings.




P/N	M/N	D"	WT.(LBS.)
304261	1080	10	5.0

Puncture resistant, non-marking tire on one-piece high-density, interlocking polyethylene hub with semi-precision bearings.



P/N	M/N	D"	WT.(LBS.)
304263	1070	10	3.5


Puncture resistant, non-marking tire on one-piece high-density, interlocking polyethylene hub with semi-precision bearings.



P/N	M/N	D"	WT.(LBS.)
304265	1075	10	4.0

Puncture resistant, non-marking tire on one-piece high-density, interlocking polyethylene hub with semi-precision bearings.

PNEUMATIC WHEELS



P/N	M/N	D"	WT.(LBS.)
304259	1065	10	5.0

4-Ply tube-type tire with three-piece offset hub and semi-precision bearings.



P/N	M/N	D"	WT.(LBS.)
304227	1060	10	5.5

4-Ply tube-type tire with three-piece offset hub and semi-precision bearings.

Accessories




P/N	HT"	WT.(LBS.)
40010F	60	2.0
40011F	68	2.5

Hi-U frame extension with foam sleeve (hardware required). Available for 302653 (C) frame only.



P/N	FRAME HT."	WT.(LBS.)
86351	39	1.0
86361	60	1.5

Bolt-on vertical strap.



P/N	H"	W"	WT.(LBS.)
302520	9.75	3.75	2.0

Wheel guards prevent loads from rubbing against hand truck wheels.



P/N	WT.(LBS.)
304174	1.0

Extractor handle easily pulls a truck out from under loads.



P/N	WT.(LBS.)
304260	5.0

Heavy-duty extruded stair climbers with adjustable angle and replaceable glide bars.



P/N	WT.(LBS.)
86432	2.5

Heavy-duty cast stair climbers with replaceable low-friction polymer glide bars.


FOLDING NOSES

(300 Pound Capacity)



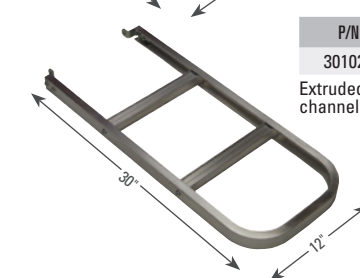
P/N	M/N	WT.(LBS.)
301019	F1	4.0

Low-profile formed aluminum extension.



P/N	M/N	WT.(LBS.)
301025	F2	3.5

Extruded aluminum channel extension.



P/N	M/N	WT.(LBS.)
301026	F3	4.5

Extruded aluminum channel extension.

PADDLE BRAKE TRUCK

- Provides optimal load control on inclines in wet or dry environments
- Steel aircraft cable self adjusts, and self aligns for even braking
- Manages speed from a gradual slowing to a complete stop
- Standard Magliner options available to customize for unique application requirement



P/N	WT.(LBS.)
NPAC3CG2E5	37.0




Brake kit assembly may be added to modify your existing Magliner two-wheel hand truck.

P/N	WT.(LBS.)
NPAC22G2C5H	37.0

Shown with flush-mount nose plates and 10" microcellular foam tires.

SINGLE GRIP HANDLES



VERTICAL LOOP HANDLES



DOUBLE GRIP HANDLE



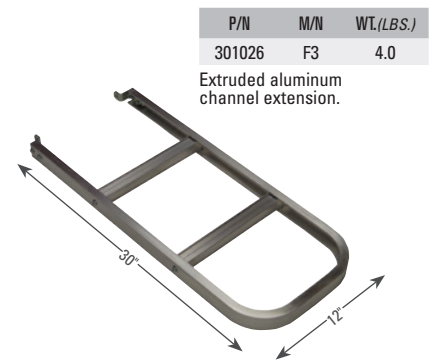


Bolted double grip with universal brace.

HORIZONTAL LOOP HANDLE




Standard loop with vinyl sleeve and universal brace.

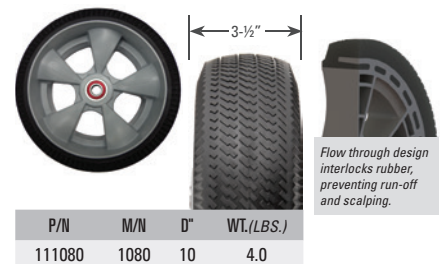
FOLDING NOSES (300 POUND CAPACITY)




MICROCELLULAR WHEELS




Puncture resistant, non-marking microcellular foam tire on one-piece steel hub with semi-precision bearings.



Puncture resistant, non-marking microcellular tire on one-piece high-density, interlocking polyethylene hub with semi-precision bearings.



Puncture resistant, non-marking microcellular tire on one-piece high-density, interlocking polyethylene hub with semi-precision bearings.




Puncture resistant, non-marking microcellular tire on one-piece high-density, interlocking polyethylene hub with semi-precision bearings.

PNEUMATIC WHEELS



Foam filled pneumatic with three-piece off-set hub and semi-precision bearings.




4-Ply pneumatic tube-type tire with three-piece off-set hub and semi-precision bearings.

PADDLE BRAKE TRUCK

Options


DIE-CAST NOSES



P/N	M/N	W"	D"	WT.(LBS.)
300200	AA	14	7-½	4.0
300196	HA	14	12	5.0
300201	UA	18	7-½	5.0

Designed with aluminum alloys chosen for high strength and corrosion resistance.

EXTRUDED ALUMINUM NOSES

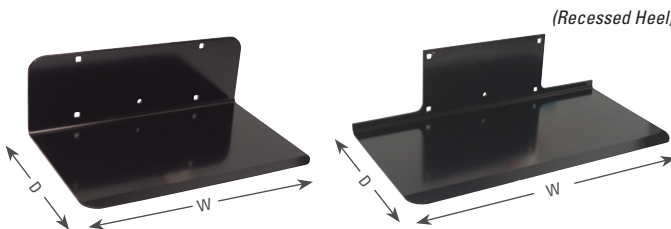


(Recessed Heel)

P/N	M/N	W"	FLUSH MOUNT D"	RECESSED MOUNT* D"	WT.(LBS.)
300244	E1	14	9	7-½	4.5
300254	E2	14	9	N/A	5.0
300245	G1	18	9	7-½	5.5
300248	G2	18	9	N/A	6.0
300203	K1	16	12	N/A	7.0
300215	K2	20	12	N/A	8.5

6000 series alloy designed with a tapered profile and leading edge for ease of use and maximum strength to weight ratio.

STEEL NOSES



(Recessed Heel)

P/N	M/N	W"	FLUSH MOUNT D"	RECESSED MOUNT D"	WT.(LBS.)
300544	E3	14	9	7-½	9.5
300554	E4	14	9	N/A	10.5
300545	G3	18	9	7-½	11.5
300548	G4	18	9	N/A	13.5

High strength, low alloy powder coated steel with machined edge for easily sliding under loads.

ACCESSORIES



P/N	H"	WT.(LBS.)
40050	55	1.5
40010	60	1.5
40011	68	2.5

Hi-U frame extensions add height and stability for taller loads (hardware required).



P/N	H"	WT.(LBS.)
40050F	55	2.0
40010F	60	2.0
40011F	68	2.5

Hi-U frame extensions with foam sleeve (hardware required).



P/N	WT.(LBS.)
302497	0.5

Padded cover for Hi-U frame extensions.



P/N	WT.(LBS.)
86006	2.5

Heavy-duty cast stair climbers with replaceable low-friction polymer glide bars.



P/N	DESCRIPTION	WT.(LBS.)
304169	Brake Truck Kit	1.0 lbs.

Extractor handle easily pulls a hand truck out from under loads. Retrofits easily to most Magliner brake trucks.

BRAKE TRUCK CONVERSION KITS

P/N	M/N	WT.(LBS.)
304160	11, 12, 19, 22 for 301000, 30100, 301008, and 30102 handles	8.5
304161	16 for 86031 handle	8.5
*304162	13B, 13C for 301003 and 300987 handles	6.5
*304163	15A, 15C, 15E, 17 for 300988, 300979, 300974 and 301169 handles	6.5

Brake kits convert a standard Magliner hand truck into a brake truck.

* These kits do not include the equivalent brake handle. Must purchase separately.

APPLIANCE HAND TRUCK



P/N
HDARB5CM1EC11RLS



P/N
HDARB1CM2E-12WL

- Easily move heavy or bulky items up and down stairs
- Lightweight aluminum makes load handling easier
- Heavy-duty self-retracting ratchet strap secures loads; eliminates shifting
- Stair climbers glide smoothly up and down steps and over curbs
- Wings provide added support for wider loads
- 10" interlocking microcellular foam wheels are non-marking and maintenance free

SPECIFICATIONS	
Capacity in 2-wheel	600 lbs.
Capacity in 4-wheel	800 lbs.
Overall height	66-5/8"
Overall width	22-7/8"
Overall depth	15-7/8"
Nose dimensions	23" long x 5" deep
Weight	70 lbs.
Strap capacity	400 lbs. working load; 1,200 lbs. max load

Ships fully assembled.

Options

RELEASE OPTIONS



Frame-mounted cable release quickly deploys back wheels.



Handle-mounted cable release deploys and retracts back wheels without removing hands from handle. Available for B5 handle option only.

4TH WHEEL ATTACHMENT




Reduces strain by supporting the load in incline position. Must specify frame release options when ordering. Option is factory installed only.

Patent – www.magliner.com/patents

APPLIANCE HAND TRUCK


Wheels

MICROCELLULAR WHEELS



P/N	M/N	D"	WT.(LBS.)
131010	1010	10	4.0

Puncture resistant, non-marking microcellular foam tire on one-piece steel hub with semi-precision bearings.



P/N	M/N	D"	WT.(LBS.)
111075	1075	10	3.0

Puncture resistant, non-marking, microcellular tire on one-piece high-density, interlocking polyethylene hub with semi-precision bearings.




P/N	M/N	D"	WT.(LBS.)
111080	1080	10	4.0

Puncture resistant, non-marking, microcellular tire on one-piece high-density, interlocking polyethylene hub with semi-precision bearings.

Flow through design interlocks rubber, preventing run-off and scalping.

PNEUMATIC WHEELS



P/N	M/N	D"	WT.(LBS.)
101020	1020	10	7.0

Foam filled pneumatic with three-piece off-set hub and semi-precision bearings.

Handles

VERTICAL LOOP



P/N	M/N	WT.(LBS.)
304200	B1	2.5

Adjustable welded vertical loop.

ERGO LOOP



P/N	M/N	WT.(LBS.)
304205	B2	1.75

Adjustable loop with vinyl sleeve.

PISTOL GRIP



P/N	M/N	WT.(LBS.)
304245	B4	1.75

Adjustable dual pistol grip.

SHEPHERD



P/N	M/N	WT.(LBS.)
304210	B3	3.0

Adjustable shepherd handle with vinyl sleeve.

SHEPHERD WITH RELEASE




P/N	M/N		WT.(LBS.)
308297	B5	Right Hand	1.50
308298	B5	Left Hand	1.50
308078	B5	Release Lever	2.25

Adjustable shepherd handle with vinyl sleeve.

Noses

EXTRUDED ALUMINUM



P/N	M/N		W"	D"	WT.(LBS.)
308228	M1	Extruded aluminum with coating	23	5	6.25
308216	M2	Extruded aluminum, no coating	23	5	5.75

6000 series alloy designed with a tapered profile and leading edge for ease of use and maximum strength-to-weight ratio.

Accessories




P/N	WT.(LBS.)
308261	5.5

Heavy-duty cast stair crawlers with smooth-rolling glide belt.



P/N	WT.(LBS.)
86006	2.5

Heavy-duty cast stair climbers with replaceable low-friction polymer glide bars. Not compatible with 4th wheel attachment.



P/N	L"	W"	WT.(LBS.)
308259	28.5	5.5	2.5

Automatically retracting break back bar prevents truck from rolling forward when breaking back or uprighting loads.



P/N	DESCRIPTION	H"	W"	WT.(LBS.)
308266	Wings with bumper	8	3	3
308267	Standard wings	8	3	2

Extruded aluminum wings add an additional 6" of load support. Two wings per side rail.



P/N	L"	W"	WT.(LBS.)
308081	9	1	1.5

Retractable strap has 1,200 lbs. maximum load and 400 lbs. working load capacity.



P/N	L"	W"	WT.(LBS.)
830871	148	2	3.0

Retractable strap has 500 lbs. working load capacity. This spring biased strap takes up the slack at all times and can be cinched tightly with ratchet.

SELF-STABILIZING™ (SS™) HAND TRUCK

Features



FULLY SUPPORTED ROTATION

Allows easy maneuverability in confined spaces.



Integrated kick stand holds the SS in an upright position when loading, or when a load is not present.

EASY NAVIGATION

Frees up hands to deal with doorways and elevators.

SS™ HAND TRUCK VS. TRADITIONAL HAND TRUCK

	BREAK-BACK	LOAD SUPPORT	CURBS & OBSTRUCTIONS
SS HAND TRUCK	<p>Easier break-back effort And no need to support load when stationary.</p>	<p>Reduced effort The SS carries the load, not the operator.</p>	<p>Elevate rather than lift Up curbs or over obstructions without reversing.</p>
HAND TRUCK	<p>Need to break-back loads at multiple stop points.</p>	<p>Requires constant operator input to maintain load balance exerting strain and effort.</p>	<p>Operator exerts maximum effort to reverse and pull load up and over curb.</p>

Patent – www.magliner.com/patents

1-800-MAGLINE (624-5463)

SELF-STABILIZING™ (SS™) HAND TRUCK


Frames

ALL ALUMINUM



P/N	M/N	HT.(IN.)	WT.(LBS.)
300001	1	39	6.0

Straight back with 1-1/4" cross braces.



P/N	M/N	HT.(IN.)	WT.(LBS.)
302653	C	39	6.5
300042	8	52	8.5

Straight back with 2-1/4" cross braces.

ALUMINUM W/MOLDED CROSS BRACES



P/N	M/N	HT.(IN.)	WT.(LBS.)
300021	5	39	5.0
303113	Q	52	7.0

Curved back with 1-1/4" cross braces.



P/N	M/N	HT.(IN.)	WT.(LBS.)
300032	6	39	5.0
300105	7	39	5.5

Straight back with 1-1/4" cross braces.

VERTICAL STRAP OPTIONS



BOLT-ON VERTICAL STRAP

ALUMINUM CROSS BRACES

P/N	FRAME HT.(IN.)	WT.(LBS.)	for Frame P/N
86350	39	1.0	300001
86351	39	1.0	302653
86355	52	1.5	300042

MOLDED CROSS BRACES

P/N	FRAME HT.(IN.)	WT.(LBS.)	for Frame P/N
86352	39	1.0	300010 300021
86356	52	1.0	303116

Handles

HORIZONTAL LOOP



P/N	M/N	WT.(LBS.)
301000	11	1.0

Standard loop.



P/N	M/N	WT.(LBS.)
301008	19	1.5

Standard loop with vinyl sleeve.

SINGLE GRIP



P/N	M/N	H"	WT.(LBS.)
301126	13B	55	3.0
301127	13C	60	3.3

Welded pistol grip.



P/N	M/N	H"	WT.(LBS.)
301004	17	52	2.0


Welded pistol grip.

DOUBLE GRIP



P/N	M/N	WT.(LBS.)
86031	16	2.0

Bolted double grip with universal brace.



P/N	M/N	H"	WT.(LBS.)
301137	30	52	2.5

Welded double grip.



P/N	M/N	WT.(LBS.)
301005	18	1.0

Angled standard loop (3" higher).



P/N	M/N	WT.(LBS.)
301001	24	1.0

Standard loop with straight top.

DOUBLE LOOP



P/N	M/N	H"	WT.(LBS.)
301115	25B	55	3.0
301119	25C	62	3.3

Welded double loop.



P/N	M/N	H"	WT.(LBS.)
302297	35B	55	3.0

Welded double loop.

VERTICAL LOOP



P/N	M/N	H"	WT.(LBS.)
300981	15A	52	2.25
300990	15A	52	2.25
300978	15C	60	3.5
300977	15C	60	3.5

Welded vertical loop.



P/N	M/N	H"	WT.(LBS.)
300994	60	52	2.0
300995	52	52	2.0

Welded vertical loop.

P/N	M/N	WT.(LBS.)
30100	12	1.5

Standard loop with universal brace.

P/N	M/N	WT.(LBS.)
30102	22	2.0

Standard loop with vinyl sleeve and universal brace.

All Magliner hand trucks have a 500 pound capacity unless otherwise stated.

SELF-STABILIZING™ (SS™) HAND TRUCK

Noses

DIE-CAST



P/N	M/N	W"	D"	WT.(LBS.)
300200	AA	14	7-½	4.0
300196	HA	14	12	5.0
300201	UA	18	7-½	5.0

Designed with aluminum alloys chosen for high strength and corrosion resistance.


EXTRUDED ALUMINUM



P/N	M/N	W"	D"	WT.(LBS.)
300254	E2	14	9	5.0
300248	G2	18	9	6.0
300203	K1	16	12	7.0
300215	K2	20	12	8.5

6000 series alloy designed with a tapered profile and leading edge for ease of use and maximum strength to weight ratio.

STEEL




P/N	M/N	W"	D"	WT.(LBS.)
300554	E4	14	9	10.5
300548	G4	18	9	13.5

High strength, low alloy powder coated steel with machined edge for easily sliding under loads.


Wheels

SOLID RUBBER




P/N	M/N	D"	WT.(LBS.)
10815	815	8	2.5

Mold-on rubber on die-cast hub with semi-precision bearings.



P/N	M/N	D"	WT.(LBS.)
11825	825	8	3.5
111025	1025	10	5.5


Puncture resistant, solid rubber tire on one-piece polyolefin hub with semi-precision bearings.



P/N	M/N	D"	WT.(LBS.)
10830	830	8	2.0
101030	1030	10	3.0

Puncture resistant, non-marking balloon cushion rubber on one-piece polyolefin hub with semi-precision bearings.


PNEUMATIC



P/N	M/N	D"	WT.(LBS.)
121060	1060	10	4.5

4-ply tube-type tire with three-piece off-set hub and semi-precision bearings.

MICROCELLULAR



P/N	M/N	D"	WT.(LBS.)
131010	1010	10	4.0

Puncture resistant, non-marking tire on one-piece steel hub with semi-precision bearings.



P/N	M/N	D"	WT.(LBS.)
111070	1070	10	2.5

Puncture resistant, non-marking microcellular tire on one-piece high-density, interlocking polyethylene hub with semi-precision bearings.



P/N	M/N	D"	WT.(LBS.)
111075	1075	10	3.0

Puncture resistant, non-marking microcellular tire on one-piece high-density, interlocking polyethylene hub with semi-precision bearings.



P/N	M/N	D"	WT.(LBS.)
111080	1080	10	4.0

Puncture resistant, non-marking microcellular tire on one-piece high-density, interlocking polyethylene hub with semi-precision bearings.

SELF-STABILIZING™ (SS™) HAND TRUCK

Rotacaster®

Non-marking multi-directional polyurethane rollers with sealed bearing and two-piece bushing, sonically welded resulting in a monolithic structure.

* Rotacaster is a registered trademark of Rotacaster Wheel Ltd. Corporation.



P/N	D"	WT.(LBS.)
130502	5	0.75

Double row configuration is best used in controlled commercial environments: warehouse, office, in-store, etc.



P/N	D"	WT.(LBS.)
130503	5	1.0

Triple row configuration is durable and robust enough for industrial environments: route delivery, uneven terrain, outdoor use, etc.

Options & Accessories

FRAME EXTENSIONS



P/N	H"	WT.(LBS.)
40050	55	1.5
40010	60	1.5
40011	68	2.5

Hi-U frame extensions add height and stability for taller loads (hardware required).



P/N	H"	WT.(LBS.)
40050F	55	2.0
40010F	60	2.0
40011F	68	2.5

Hi-U frame extensions with foam sleeve (hardware required).



P/N	WT.(LBS.)
302497	0.5

Padded cover for Hi-U frame extensions.

KEG HOOKS



P/N	L"	WT.(LBS.)
32511	4	1.5
32513	5	1.5

Sliding keg hook swings out of the way when not in use. 4" hook for straight side kegs and 5" hook for barrel-style kegs. For use with 300051 frame only (rod and hardware required).



P/N	WT.(LBS.)
301121K	0.5

Holds keg in place securely. For use with 300021 frame only.

STAIR CLIMBER



P/N	WT.(LBS.)
86101	5.5

Heavy-duty cast stair climbers with replaceable low-friction polymer glide bars.

ACCESSORY BAGS



P/N	L"	W"	WT.(LBS.)
302680	13	8	0.5

- Main pocket 13" long x 8" wide x 2" deep with 1 Velcro strap
- Outside pocket 5-1/4" long x 5-1/2" wide



P/N	L"	W"	WT.(LBS.)
302681	16-1/2	12	1.0

- 2 top pockets, sealed with Velcro 10" long x 6" wide
- 1 tool pocket 12" wide x 3-1/2" deep



P/N	L"	W"	WT.(LBS.)
302682	12-1/2	12	1.0

- 1 pocket 11" deep x 9" wide



P/N	L"	W"	WT.(LBS.)
302683	29	12	1.0

- 2 top pockets, sealed with Velcro 10-1/2" long x 6" wide
- 1 tool pocket 12" wide x 3-1/2" deep
- 1 pocket 11-1/2" wide x 12" deep

HAND TRUCK CONVERSION KITS

The conversion from a standard truck to a Self-Stabilizing truck is simple and cost effective. Kits work on standard two-wheel: hand trucks, folding hand trucks, snack trucks, and parcel truck.

	MODELS WITHOUT STAIR CLIMBERS		MODELS WITH STAIR CLIMBERS*			
	10815 WHEELS	WT. (LBS.)	ALL OTHER WHEELS	WT. (LBS.)	P/N	WT. (LBS.)
Standard axle double roller	302914	10.5	302912	11.0	302973	15.75
Stress proof axle double roller	302915	10.5	302913	11.0	302974	15.75
Standard axle triple roller	302918	11.5	302916	11.5	302977	16.0
Stress proof axle triple roller	302919	11.5	302917	11.5	302978	16.0

* Kits compatible with standard two-wheel hand trucks only. Not compatible with 8" wheels.

BOTTLED WATER TRAY TRUCKS




P/N
B4A128HA4
4-Bottle tray truck.

P/N
HBA128HA4
5-Bottle tray truck.

- 500-pound capacity
- Converts to hold a combination of boxes and bottles
- Aluminum construction – never rusts
- Trays fold flat against frame when not in use so the truck can be used as a standard hand truck

SPECIFICATIONS			
	4-BOTTLE TRAY TRUCK 128-HA-1060 BW	5-BOTTLE TRAY TRUCK 128-HA-1060 BW	
Overall width	21"	21"	
Overall height	49"	49"	
Tires	10" pneumatic	10" pneumatic	
300196 nose plate*	14" wide x 12" deep die-cast	14" wide x 12" deep die-cast	
Capacity	500 lbs. 4 five-gallon water bottles	500 lbs. 5 five-gallon water bottles	
Weight	28 lbs.	30.4 lbs.	

*12" deep nose plate required.



LOAD STABILITY
Rubber stops help hold bottles in place and are adjustable to accommodate a variety of bottle sizes.

HANDLES



P/N 301000 **M/N** 11 **WT.(LBS.)** 1.0
Standard loop.



P/N 301188 **M/N** 28 **WT.(LBS.)** 1.0
Standard loop with straight top and foam sleeve.

ACCESSORIES




P/N 301438 **WT.(LBS.)** 6.0 4-tray kit
301444 8.0 5-tray kit
Tray kit assembly.




P/N 86006 **WT.(LBS.)** 2.5
Heavy-duty cast stair climbers with replaceable low-friction polymer glide bars.

WHEELS




P/N	M/N	D"	WT.(LBS.)
10830	830	8	2.0
101030	1030	10	3.0

Puncture resistant, non-marking balloon cushion rubber on one-piece polyolefin hub with semi-precision bearings.



P/N	M/N	D"	WT.(LBS.)
111070	1070	10	2.5

Puncture resistant, non-marking microcellular tire on one-piece high-density, interlocking polyethylene hub with semi-precision bearings.




P/N	M/N	D"	WT.(LBS.)
111075	1075	10	3.0

Puncture resistant, non-marking microcellular tire on one-piece high-density, interlocking polyethylene hub with semi-precision bearings.




P/N	M/N	D"	WT.(LBS.)
111080	1080	10	4.0

Puncture resistant, non-marking microcellular tire on one-piece high-density, interlocking polyethylene hub with semi-precision bearings.



P/N	M/N	D"	WT.(LBS.)
121060	1060	10	4.5

4-Ply pneumatic tube-type tire with three-piece off-set hub and semi-precision bearings.



P/N	M/N	D"	WT.(LBS.)
131010	1010	10	4.0

Puncture resistant, non-marking microcellular foam tire on one-piece steel hub with semi-precision bearings.

TWO-WHEEL & FOUR-WHEEL SNACK TRUCKS

MODULAR ALL-ALUMINUM HAND TRUCK IS DESIGNED TO MOVE LIGHT, BULKY LOADS WITH FEWER TRIPS!

TWO-WHEEL SNACK TRUCK



P/N	WT.(LBS.)
HSA811AA1--5	28.0

With 44" nose extension.

TWO-WHEEL SPECIFICATIONS

Overall width (as shown)	17-½"
Overall height	61-½"
Weight	28 lbs.
Capacity (with nose extended)	80 lbs.
Capacity (with nose folded)	500 lbs.

FOUR-WHEEL SNACK TRUCK



P/N	WT.(LBS.)
STA8AA1	34.0

With 815 wheels & 36" folding nose.

FOUR-WHEEL SPECIFICATIONS

Overall width (as shown)	17"
Frame width	12"
Overall width	17-¼"
Overall height	73"
Weight	34 lbs.
Four-wheel bed length	66-½"
Wheels (standard)	8" mold-on rubber
Swivel casters with brakes	5"
Folding nose length	36"
Folding nose capacity (in two-wheel position)	80 lbs.
Four-wheel capacity	200 lbs.

TWO-WHEEL ACCESSORIES



P/N	WT.(LBS.)
86006	2.5

Heavy-duty cast stair climbers with replaceable low-friction polymer glide bars.



P/N	WT.(LBS.)
303085S1	3.0

Aluminum full length stair climbers.



P/N	H"	WT.(LBS.)
40050	68	1.5
40010	73	1.5
40011	81	2.5

Hi-U frame extensions add height and stability for taller loads (hardware required).



P/N	M/N	L"	WT.(LBS.)
302154	F4	36	5.0
302147	F5	44	6.0

Optional nose extension supports up to 80 pounds.

TWO-WHEEL SNACK TRUCKS

Handles (TWO-WHEEL ONLY)

HORIZONTAL LOOP



P/N	M/N	WT.(LBS.)
301000	11	1.0

Standard loop.



P/N	M/N	WT.(LBS.)
30100	12	1.5

Standard loop with universal brace.

VERTICAL LOOP



P/N	M/N	H"	WT.(LBS.)
300981	15A	61-½	2.35
300978	15C	69-½	3.5

Welded vertical loop.


SINGLE GRIP



P/N	M/N	H"	WT.(LBS.)
301004	17	61-½	2.0

Welded pistol grip.


DIE-CAST NOSES



P/N	M/N	W"	D"	WT.(LBS.)
300200	AA	14	7-½	4.0
300196	HA	14	12	5.0
300201	UA	18	7-½	5.0

Designed with aluminum alloys chosen for high strength and corrosion resistance.

EXTRUDED ALUMINUM NOSES



P/N	M/N	W"	RECESSED MOUNT D"	WT.(LBS.)
300244	E1	14	7-⅛	4.5
300245	G1	18	7-⅛	5.5

6000 series alloy designed with a tapered profile and leading edge for ease of use and maximum strength to weight ratio.

WHEELS



P/N	M/N	D"	WT.(LBS.)
10815	815	8	2.5

Mold-on rubber on die-cast hub with semi-precision bearings.



P/N	M/N	D"	WT.(LBS.)
10830	830	8	2.0
101030	1030	10	3.0

Puncture resistant, non-marking balloon cushion rubber on one-piece polyolefin hub with semi-precision bearings.



P/N	M/N	D"	WT.(LBS.)
111070	1070	10	2.5

Puncture resistant, non-marking microcellular tire on one-piece high-density, interlocking polyethylene hub with semi-precision bearings.



P/N	M/N	D"	WT.(LBS.)
111075	1075	10	3.0

Puncture resistant, non-marking microcellular tire on one-piece high-density, interlocking polyethylene hub with semi-precision bearings.



P/N	M/N	D"	WT.(LBS.)
111080	1080	10	4.0

Puncture resistant, non-marking microcellular foam tire on one-piece high-density, interlocking polyethylene hub with semi-precision bearings.



Flow through design interlocks rubber, preventing run-off and scalping.




P/N	M/N	D"	WT.(LBS.)
121060	1060	10	4.5

4-Ply pneumatic tube-type tire with three-piece off-set hub and semi-precision bearings.



P/N	M/N	D"	WT.(LBS.)
131010	1010	10	4.0

Puncture resistant, non-marking microcellular foam tire on one-piece steel hub with semi-precision bearings.



P/N	M/N	D"	WT.(LBS.)
11825	825	8	3.5
111025	1025	10	5.5

Puncture resistant, solid rubber tire on one-piece polyolefin hub with semi-precision bearings.

Deck Features



P/N	WT.(LBS.)
BDLA112	60.5

- Torsion box deck construction resists bending and twisting
- Bottom cross brace rests on deck to provide load containment
- Turns 360 degrees to maneuver around tight spaces
- Made of aluminum so it never rusts
- Has non-marking casters to protect floor surfaces
- Rolls smoothly over bumps, cracks and thresholds
- Stock and deliver more product in less time – holds four times more than a traditional two wheel cart
- Stow in van – no waiting for in-store equipment

Handle Benefits



- Modular construction offers service parts vs. total handle replacement
- Hardware secured with automotive grade thread locking bolts for superior performance
- Ergonomic oval handle shaped for comfort
- Industrial grade engineered for controlled handling
- Grooved surface for positive grip

P/N	WT.(LBS.)
306167	7.5

SPECIFICATIONS

Capacity	1,200 lbs.
Overall bed size	16" wide x 60" long
Usable bed	16" wide x 55-½" long
Platform height	10" from ground
Overall height	59"
Two center casters	6" x 2" (non-marking)
Four end casters	5" x 1-¼" swivel (non-marking)
Handle	48-½" x 15" (from deck)
Weight	45 lbs. base model without handles



SPECIFICATIONS

Deck	18" wide x 60" long
Weight	80 lbs.
Capacity	1,500 lbs. route delivery 1,800 lbs. in-store use
Handles	48" high
Casters	6" or 8" x 2"

- Corner socket extrusion extends into the frame channels, creating a deck design stronger than our competitors
- Full-length center stringer channels reinforce the end of the deck, reducing potential damage from fork truck and walkie-rider impact
- Bottom cross brace rests on deck to provide load containment
- Handle extends through deck for improved retention in the deck
- Center tilt allows easy navigation over thresholds and bumps
- 360-degree maneuverability in aisles and most coolers
- High efficiency tire treads for easy rolling and reduction of push-and-pull effort by drivers during delivery
- Robotically welded five-box aluminum construction optimized for over-the-road payload

Handle Benefits



- Modular construction offers service parts vs. total handle replacement
- Hardware secured with automotive grade thread locking bolts for superior performance
- Ergonomic oval handle shaped for comfort
- Industrial grade engineered for controlled handling
- Grooved surface for positive grip

P/N	WT.(LBS.)
306150 Removable Handle	9.25
460033 Handle with U-loop and throttle for Motorized U-Boat	13.5

Accessories

CONTAINMENT CURTAIN



P/N	WT.(LBS.)
306020	4.0

Containment curtain securely holds the highest payload per cart.

QUICK PICK ADAPTER



P/N	WT.(LBS.)
306082	5.0

The quick pick adaptor option allows users to utilize walkie-riders to speed order picking. Two U-Boats fit securely on a walkie-rider allowing warehouse order picking from both sides. U-Boat must have 6" TPR casters. Incompatible with foot brake option and Motorized U-Boat.

CURB RAMP



Convenient Carrying Handle

P/N	W"	L"	WT.(LBS.)
RDCR	29	44	43.0

The 3,000 pound capacity curb ramp has a 7" height range. The twin-tooth deck design offers a 26" usable width that provides traction in either direction.

Options

Not compatible with Motorized U-Boat



P/N	WT.(LBS.)
349530 6" Casters	8.0
349500 8" Casters	8.0

The foot brake helps hold the unit in place on inclines or when loading products.



P/N	D"	W"	WT.(LBS.)
130066 Swivel	6	2	5.0
130067 Rigid	6	2	4.0
130079 Swivel	8	2	6.0
130029 Rigid	8	2	5.0

Heavy duty thermoplastic rubber casters.

MOTORIZED U-BOAT




MODEL SHOWN
MBT1621

- Propulsion feature provides assistance for locations with inclines or that cover long distances
- Improves productivity by maintaining consistent speed throughout a typical delivery
- Propulsion increases efficiency by reducing operator fatigue
- Engineered for durability, longevity and extreme use
- Center tilt allows easy navigation over thresholds and bumps
- High efficiency tires with proprietary solid-fill material reduce push-and-pull effort in free-wheel mode

SPECIFICATIONS	
Deck	18" wide x 60" long
Weight	145 lbs.
Capacity	1,000 lbs.
Handles	48.5" from top of deck
Casters	6" x 2"
Drive wheels	9" x 3.5" solid pneumatic
Speed (fwd & rev)	0-3 mph variable
Voltage	24 Volts DC
Range (continuous/intermittent)	6-9 hours
Recharge time	4-8 hours

DON'T WAIT FOR A FORKLIFT!



- Easy access to any pallet load, increases safety and productivity
- Lightweight, heavy-duty aluminum channel frame construction
- Rounded corners for safety
- Steel hexagonal axles interlock with frame to prevent rotation
- Compatible with all pallet systems: wood - metal - plastic - slip sheet
- Available in non-tilt and tilt design to enable turning

SPECIFICATIONS		
Available widths	36", 42" or 48"	
Available lengths	36", 42" or 48"	
Height from floor	4-1/2"	
Weight (range)	30 – 47 lbs.	
CAPACITY FOR PDN (NON-TILT MODELS)		
	PHENOLIC	TPU
6 roller, 2 center rollers	4,000 lbs.	3,000 lbs.
8 roller, 4 center rollers	6,000 lbs.	4,000 lbs.
10 roller, 6 center rollers	8,000 lbs.	5,000 lbs.
CAPACITY FOR PDT (TILT MODELS)		
	PHENOLIC	TPU
6 roller, 2 center rollers	3,600 lbs.	2,000 lbs.
8 roller, 4 center rollers	5,400 lbs.	3,000 lbs.
10 roller, 6 center rollers	7,200 lbs.	4,000 lbs.

Options

HORIZONTAL CENTER BRACE



Adds additional load support (center brace not compatible with Towing Hitch option).

FLOOR LOCK KIT



P/N	D"	W"	H"	WT.(LBS.)
33491	7.5	8	4.5	7.0

Kit includes one floor lock, mounting plate, and hardware to install on non-roller end of pallet dolly. Two kits can be installed per pallet dolly (one on each opposing side).

ROLLERS



P/N	D"	W"	WT.(LBS.)
140101	3.5	3	1.35

Phenolic non-marking roller with semi-precision bearings (standard).



P/N	D"	W"	WT.(LBS.)
140104	3.5	3	1.45

Thermoplastic polyurethane non-marking roller with semi-precision bearings (required for towing option).

Towing Hitch

Allows multiple pallet dollies to be towed at a time. 5 mph maximum towing speed.



Welded roller cover is required for use with any pallet style with legs (including: sheet molded plastic and corrugated formed pallets)

- Improve material flow and cycle efficiency
- Reduce inventory and material handling
- TPU rollers required

TOWING QUANTITY (UP TO)	WT. CAP.
Five (6 roller) dollies	10,000 lbs.
Four (8 roller) dollies	12,000 lbs.
Three (10 roller) dollies	12,000 lbs.

TOWING KITS		
P/N	DESCRIPTION	WT.(LBS.)
35020	36" long dollies	14.0
35021	42" long dollies	14.5
35022	48" long dollies	15.0

Towing kits include hitch system, center cross brace and hardware.

TOWING HITCH HANDLE OPTION



HANDLE		
P/N	DESCRIPTION	WT.(LBS.)
35023	Includes a handle, hitch bracket and hardware	14.5

POWERED LIFTING HAND TRUCK



P/N
LTA1281EA5K

REDUCE INJURIES. IMPROVE PRODUCTIVITY.

- Never manually lift heavy items again!
- Lift up to 200 lbs. up to 40" high - ideal for stacking kegs, lifting merchandise and other heavy items, loading vehicles and so much more
- Move up to 500 pounds when used as a traditional hand truck
- Minimizes bending, stretching and lifting
- Electric screw drive lift system provides smooth, quiet operation
- Small footprint allows for easy operation in tight spaces – coolers, behind bar, narrow aisles, and small work areas
- Choose from multiple handle, wheel and lifting nose options
- Lifting noses can be removed or changed with a standard Phillips screwdriver
- Internal lithium battery will lift over 90 kegs on a single charge; battery can be partially recharged in a matter of minutes and fully recharged in 3 hours



Battery level indicator



Simple, pre-programmed 2-speed lifting and lowering operation



Integrated kick bar assists with breaking back loads



Stair climbers assist with transporting loads up and down stairs



Optional keg stabilizers eliminate the need for straps when transporting one or two kegs

SPECIFICATIONS

Hand Truck Capacity	500 lbs.
Lifting capacity (keg nose)	200 lbs.
Lifting speed (lifting 200lbs.)	Up to 4"/second
Overall height	58"
Overall width	20"
Overall depth	27"
Maximum lifting nose height	40"
Minimum lifting nose height	1"
Weight	73 lbs.
Battery	19.2V/5Ah
Charger (input/output)	AC110-240V, 50/60Hz, 1.5A max./DC 21.9V, 3.0A
Battery Capacity/Cycles (lifting 200 lbs.)	90 - 100

Ships parcel. Some assembly required.

Patent – www.magliner.com/patents

POWERED LIFTING HAND TRUCK

Handles

HORIZONTAL LOOP



P/N	M/N	WT.(LBS.)
301000	11	1.0

Standard loop.



P/N	M/N	WT.(LBS.)
301008	19	1.5

Standard loop with vinyl sleeve.



P/N	M/N	WT.(LBS.)
301001	24	1.0

Horizontal loop handle with straight top.



P/N	M/N	WT.(LBS.)
301188	28	1.5

Horizontal loop handle with straight top and foam sleeve.

SINGLE GRIP



P/N	M/N	WT.(LBS.)
301004	17	2.0

Welded pistol grip.

DOUBLE GRIP




P/N	M/N	WT.(LBS.)
301137	30	2.5

Welded double grip.

Wheels

MICROCELLULAR




P/N	M/N	D"	WT.(LBS.)
131010	1010	10	4.0

Puncture resistant, non-marking tire on one-piece steel hub with semi-precision bearings.



P/N	M/N	D"	WT.(LBS.)
111070	1070	10	2.5

Puncture resistant, non-marking microcellular tire on one-piece high-density, interlocking polyethylene hub with semi-precision bearings.




P/N	M/N	D"	WT.(LBS.)
111075	1075	10	3.0

Puncture resistant, non-marking microcellular tire on one-piece high-density, interlocking polyethylene hub with semi-precision bearings.



P/N	M/N	D"	WT.(LBS.)
111080	1080	10	4.0

Puncture resistant, non-marking microcellular tire on one-piece high-density, interlocking polyethylene hub with semi-precision bearings.




P/N	M/N	D"	WT.(LBS.)
121060	1060	10	4.5

4-ply tube-type tire with three-piece off-set hub and semi-precision bearings.

Lifting Noses


EXTRUDED NOSES



P/N	W"	D"	WT.(LBS.)
521725	17	15	11

Designed to lift and cradle a 1/2 barrel keg or other cylindrical items.

Lifting capacity: 200 lbs.



P/N	W"	D"	WT.(LBS.)
521730	16	12	9

Designed to lift stackable items like cases or boxes.

Lifting capacity: 125 lbs.

Accessories

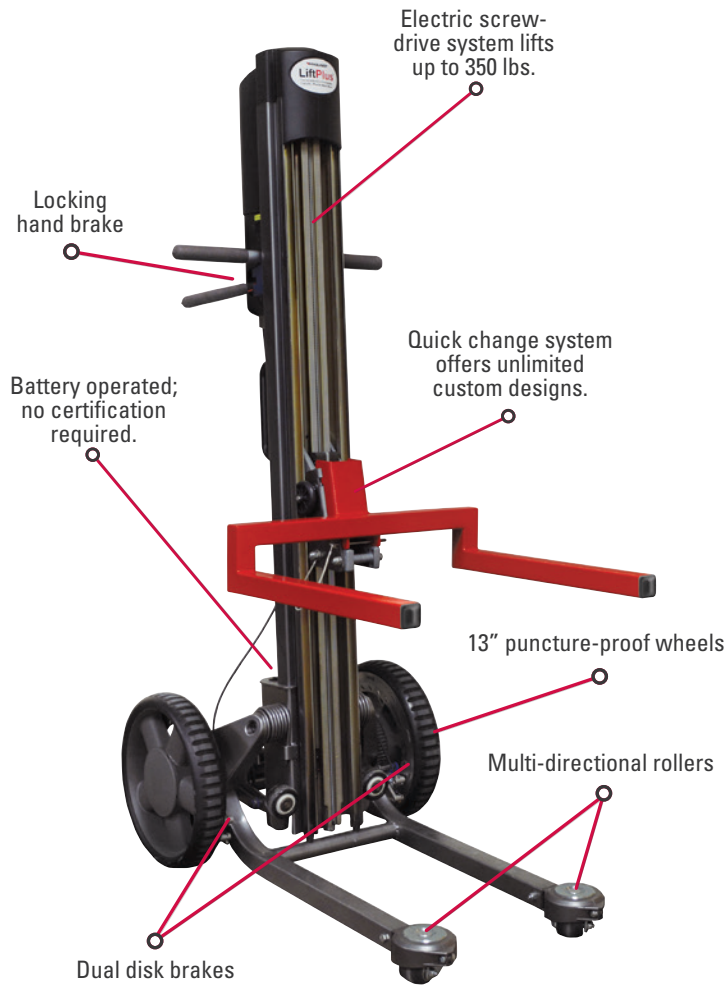
KEG STABILIZERS



P/N	WT.(LBS.)
521910	1.0

Recommended to cradle upper portion of keg during transport.

INCREASE PRODUCTIVITY AND REDUCE JOB-RELATED INJURIES WITH THIS ALL-IN-ONE STACKER, TRANSPORTER, AND POSITIONER.



- Minimizes bending and stretching
- Narrow footprint fits through most doorways and tight spaces; no fork truck required
- Provides variable height work surface
- Supports diverse loading requirements
- Electric screw drive lift system provides smooth, quiet operation
- Quick change adapter allows easy changes between attachments
- Easy to operate; no certification required; see instructional video on magliner.com
- 350 lb. capacity (120 lb. on high-speed models)
- Lifts 2"/second (4"/second on high-speed models)

SPECIFICATIONS			
	48 MODELS	60 MODELS	72 MODELS
Attachment height (fully lifted)	48"	60"	72"
Attachment height (fully lowered)	3.5"	3.5"	3.5"
Overall height	60"	72"	84"
Overall depth	37"	37"	37"
Weight (base unit)	101 lbs.	108 lbs.	114 lbs.
High speed option	Yes	Yes	No
Battery capacity (median load)	125-150 lift cycles when fully charged		
Overall width (varies)	22" for 14" chassis and 33" for 25" chassis		



Patent – www.magliner.com/patents

ONE SYSTEM. MANY TOOLS.

Quickly handle a variety of tasks with the LiftPlus.

WORK BENCH



P/N	W"	L"	WT.(LBS.)
536017	18	18	23.5

Platform length expands up to 28". Work clamps, vice, handle, and load-securing back bar included.

BENT FORK



P/N	W"	L"	WT.(LBS.)
536044	21	18	12.5

3.5" height from floor. Available with 14" chassis only.


STRAIGHT FORKS



P/N	W"	L"	WT.(LBS.)
536053	18.5	18.5	11.0
536048	20	32	16.0
536060	21	18	11.5

5" height from floor.

V-TRAY



P/N	W"	L"	WT.(LBS.)
536054	19	24.5	10.0

Accommodates cylindrical products 4" to 24" (requires 536053 fork attachment).

PAIL LIFTER



P/N	D"	L"	WT.(LBS.)
536093	14	16	11.0

Accommodates three 5-gallon pails. Hook height adjustable 3" to 34" high from top of forks.

ARBOR



P/N	D"	L"	WT.(LBS.)
536039	1.5	24	7.5

Accommodates rolled material.

BOOM AND CHAIN



P/N	D"	L"	WT.(LBS.)
536088	1.875	24	5.5

Adjustable boom plus chain/hook assembly (requires 536039 arbor attachment).

STEEL PLATFORMS



P/N	W"	L"	WT.(LBS.)
536025	24	24	15.5

Requires 536044 or 536060 fork attachment.



P/N	W"	L"	WT.(LBS.)
536033	34	34	30.0

Requires 536048 fork attachment.



P/N	W"	L"	WT.(LBS.)
536103	21.5	19	30.0

Requires 536060 fork attachment. 18" W x 17.75" L usable surface in center. Available with 25" chassis only.

Accessories

ERGO HANDLE



P/N	WT.(LBS.)
532128	5.25

Three-position handle provides additional grip points for increased comfort and maneuverability.

TOTE BAG



P/N
534500

Use the tote bag to store the remote and work bench accessories securely on the unit.

BATTERY CHARGER



P/N
63027

External battery charger allows you to charge an extra battery while the lift truck is in use to reduce downtime.

REMOTE



P/N
534200

Tethered remote allows user to actuate lifting and lowering up to 6' away.

Have a special application?

Call us today to discuss a custom attachment.

POWERED STAIR CLIMBER HAND TRUCK

New Lithium High-Performance Battery System Coming In 2023!
Contact Customer Service or visit Magliner.com for more details!



Extremely Fast and Light Stair Climbers for Loads up to 375 lbs.

- Lightweight aluminum construction and ergonomic design promote proper posture and reduce awkward movements by operator
- Takes only 1.5 hours to charge a totally discharged battery to 90%
- Sliding clutch and electronic overload protection
- Reduces force needed to move loads up and down stairs
- Curved-back frame for kegs and cylinders
- Power assist in climbing and descending modes
- Multiple ascent speeds
- Choose ergonomic or universal design handles

P/N	P/N	P/N
CLK170EGS4	CLK140UWL4	CLK110FNG4

Folds easily for convenient storage when not in use.

DUAL SPEED CONTROL



INDICATOR LAMP

- Ascending mode: constant green
- Descending mode: flashes green

ASCEND/DESCEND BUTTON


- Depress once to change mode
- Depress longer (>3 sec.) to switch off



SPECIFICATIONS			
	CLK170EGS4	CLK140UWL4	CLK110FNG4
Capacity	375 lbs.	300 lbs.	240 lbs.
Maximum speed (steps per minute)	29	35	48
Weight (without battery)	35 lbs.	35 lbs.	35 lbs.
Maximum step height	8"	8"	8"
Overall height	62"	60"	39-1/2" folded 57" unfolded
Width	19"	19"	19"
Depth	18" to 24" depending on nose	18" to 24" depending on nose	11-1/2" folded
Battery capacity approximate steps (with maximum load)	220 steps	220 steps	220 steps
Battery capacity approximate steps (with half-load)	300 steps	300 steps	300 steps


Options*

NOSES



P/N	W"	D"	WT.(LBS.)
930030	18.8	9.4	4.0
930018	14	7	2.25
930003	16.5	13.4	4.0

Grooved nose plate with beveled edge slides easily under loads.



P/N	W"	D"	WT.(LBS.)
930085	17.7	7.5	4.0
930084	18.8	9.4	5.0


Solid nose plate with beveled edge slides easily under loads.

WHEELS



P/N	D"	WT.(LBS.)
030245	10	2.75

10" 4-ply tubed pneumatic wheel with precision bearings.



P/N	D"	WT.(LBS.)
930148	10	5.1

10" non-marking microcellular, puncture-proof wheel with precision bearings.

*Standard units only

New Lithium High-Performance Battery System Coming In 2023!
 Contact Customer Service or visit Magliner.com for more details!

POWERED STAIR CLIMBER HAND TRUCK

Heavy Duty, Versatile Stair Climbers for Loads up to 725 lbs.



HD UNIVERSAL
HDL360U



HD FOLD
HDL360F




HD UNIVERSAL WITH 4TH WHEEL ATTACHMENT
HDL360U-4W



HD FOLD WITH 4TH WHEEL ATTACHMENT
HDL360F-4W

DUAL SPEED CONTROL



INDICATOR LAMP

- Single-step mode: constant green
- Continuous step mode: flashes green

SINGLE-STEP/CONTINUOUS STEP BUTTON

- Depress once to change mode
- Depress longer (>3 sec.) to switch off



STEP EDGE BRAKE SYSTEM GUARANTEES THE HIGHEST LEVEL OF SAFETY.

SPECIFICATIONS

	UNIVERSAL HDL360U	FOLD HDL360F	UNIVERSAL 4W HDL360U-4W	FOLD HDL360F-4W
Capacity	725 lbs.	725 lbs.	725 lbs.	725 lbs.
Maximum speed (steps per minute)	10	10	10	10
Weight (without battery)	75 lbs.	77 lbs.	88 lbs.	90 lbs.
Maximum step height	8"	8"	8"	8"
Overall height	64"	47" (folded) 70" (unfolded)	64"	64"
Width	22"	22"	22"	22"
Depth	19"	19"	19"	19"
Battery capacity approximate steps (with maximum load)	120 steps	120 steps	120 steps	120 steps
Battery capacity approximate steps (with half-load)	220 steps	220 steps	220 steps	220 steps

Accessories*



P/N	WT.(LBS.)
930145 Full Kit	0.5
930140 Clip Only	0.5

Battery securing clip holds the battery firmly in place in high impact situations.



P/N	WT.(LBS.)
930114	2.0

In-transit DC battery charger conveniently charges using the vehicle's lighter.



P/N	L"	WT.(LBS.)
930123	138	1.0
930156	165	0.75

Containment strap holds product securely in place during transport.



P/N	WT.(LBS.)
930108	1.0

Keg hook holds keg in place securely during delivery. Not compatible with HD models.

*Standard and HD models

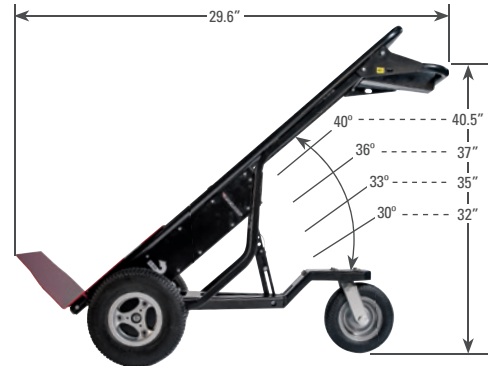
MOTORIZED HAND TRUCK




MODEL SHOWN
MHT75BA

SPECIFICATIONS	
Capacity	1000 lbs.
Capacity, 3:1 ramp	850 lbs.
Weight	212 lbs.
Speed (fwd & rev)	0-4.3 mph variable
System voltage	36 Volts DC
Range (continuous/intermittent)	2 hrs. / 8+ hrs.
Recharge time	6 hrs. Max

DIMENSIONS



Safety Features



High-Low speed switch.

Auto return to zero from forward or reverse will slow down and stop the unit if contact with throttle is lost.

ATTACHMENT OPTIONS



P/N	W"	D"	WT. (LBS.)
450146	21-½	10	29.0

Front plate for moving stackable items.



P/N	W"	D"	WT. (LBS.)
450156	21-½	4	26.0

Tent pole pusher is used to push or pull tent poles into place.



P/N	W"	D"	WT. (LBS.)
450161	23	6	44.0

Cylinder or inflatable attachment. Carries up to two high-pressure cylinders.



P/N	L"	W"	WT. (LBS.)
450149	10	18	31.0

Trailer hitch with five standard 2" receivers. 3,500 lbs. towing capacity on hard, level surface.

DRIVE WHEEL OPTIONS



P/N	D"	WT.(LBS.)
10993	13	10.0

Foam filled tire is maintenance free.



P/N	D"	WT.(LBS.)
10992	13	8.0

Tube-type pneumatic tire.



P/N	D"	WT.(LBS.)
10995L 10995R	13	8.0

Tube-type pneumatic tire with aggressive tread pattern.

VERSATILITY

The patented quick-attach feature allows user to change out attachments in seconds, without the use of tools. Each attachment securely fastens to the hand truck without the use of pins or bolts.



Flat Plate Attached and Locked.

Capture/Release by Leaning Truck Forward and Pulling Release Handle.

Flat Plate Released.

Accessories



P/N	L"	W"	WT.(LBS.)
450003	10	2	2.8

Retractable ratchet strap has 3300 lbs. maximum load and 1100 lbs. working load capacity.



P/N	WT.(LBS.)
460097	35.8

Battery box assembly complete with three 12V batteries (36V total).

MOTORIZED DEWAR CART

Operator's hands are protected at all times inside handle bar.

Retractable ratchet strap (standard at top); second strap optional.

Halo hook actuator positions hook without operator's hands near tank or hook engagement area.

Nose plate folds down to carry up to 4 high-pressure cylinders, or skirted tanks with no halo rings.



- Park brake automatically engages when throttle position is zero; locks machine in place
- Park brake can be manually released; locks out propulsion.
- Push-too-fast safety feature prevents runaway situation even when park brake has been manually released
- Propulsion system provides regenerative braking that slows down load when operator reduces throttle input – even on ramps.
- No user certification required.

SPECIFICATIONS

Capacity	1100 lbs.
Capacity, 3:1 ramp	750 lbs.
Weight	340 lbs.
Speed (fwd/rev)	3.8 / 2.5 mph
System voltage	36 Volts DC
Payload	20", 26" Dewars Up to 4 High Pressure Cylinders
Range (continuous/intermittent)	3 hrs. / 8+ hrs.
Recharge time	3-6 hrs.

Productivity Gains



round and square base

20" AND 26" DIAMETER DEWAR

Halo hook is primary retention, retractable strap is redundant. Two halo hooks are standard. One for 20" and one for 26" Dewars. Only takes seconds to switch.



HIGH PRESSURE CYLINDERS

Retractable strap is primary retention, optional cylinder retention bar offers stabilization.

Features

Permissive interlock feature prevents accidental activation of propulsion while operating the halo hook or tilting up the rack.

Smart gauge provides battery charge status as well as trouble shooting codes.

Auto return to zero from forward or reverse will slow down and stop the unit if contact with throttle control is lost.

High-Low speed switch.

Anti-pinning belly button prevents operator being pinned while operating in reverse.



Options

DRIVE WHEEL OPTIONS



P/N	D"	WT.(LBS.)
10993	13	10.0

Foam filled tire is maintenance free.



P/N	D"	WT.(LBS.)
10992	13	8.0

Tube-type pneumatic tire.

Accessories



P/N	L'	W"	WT.(LBS.)
450024	10	2	2.8

Retractable ratchet strap has 3300 lbs. maximum load and 1100 lbs. working load capacity.



P/N	WT.(LBS.)
460097	35.8

Battery box assembly complete with three 12V batteries (36V total).



P/N	WT.(LBS.)
460180	6.8

HP cylinder retention bar secures up to 4 cylinders to prevent shifting.

MOTORIZED HOPPER CART



MODEL SHOWN
MHCSAB

SPECIFICATIONS MODEL SHOWN	
Capacity	650 lbs.
Tub capacity	13.5 cubic feet
Overall weight	164 lbs.
Speed (fwd & rev)	0-3 mph variable
Voltage	24 Volts DC
Range (continuous/ intermittent)	6-9 hours
Recharge time	3-6 hours

Options

DRIVE WHEEL OPTIONS



P/N	D"	WT.(LBS.)
10993	13	10.0

Foam filled tire is maintenance free.



P/N	D"	WT.(LBS.)
10992	13	8.0

Tube-type pneumatic tire.



P/N	D"	WT.(LBS.)
10995L 10995R	13	8.0

Tube-type pneumatic tire with aggressive tread pattern.




P/N	D"	WT.(LBS.)
10100L 10100R	13	18.0

Tube-type dual pneumatic tires with aggressive tread pattern. Increases truck overall width to 34".

Features



TUB OPTIONS



SPECIFICATIONS			
P/N	460225	460226	460227
Capacity (lbs.)	650*	650*	650*
Volume (cu. ft.)	6	13.5	27
Weight (lbs.)	18	34	58
OVERALL DIMENSIONS – CHASSIS & TUB			
Length (in.)	56	68	81
Width (in.)	25	27	33
Height (in.)	40	45	51

* Note: Capacity is based on chassis & tub combination.

DESIGN YOUR OWN MAGLINER

Choose your:

1. Frame
2. Handles
3. Nose
4. Wheels
5. Accessories

Over 4,000,000 Possibilities

- Standard Hand Trucks
- Self-Stabilizing™ Hand Trucks
- Convertible Hand Trucks
- Appliance Trucks
- Brake Trucks
- Powered Lifting Hand Trucks

www.magliner.com/dyo

MAGLINER®

magliner.com

Magline, Inc.
1205 West Cedar Street | Standish, MI 48658
1.800.MAGLINE (624.5463)
(989) 512.1000 (Outside U.S. & Canada)
Fax: (989) 803.5941

